



# SC Annual School Report Card Summary

Moultrie Middle School  
 Charleston County School District  
 Grades: 6-8 Enrollment: 905  
 Principal: Anna Dassing  
 Superintendent: Dr. Nancy J. McGinley  
 Board Chair: Mr. Chris Fraser

## PERFORMANCE

Comprehensive detail, including definitions of ratings, performance criteria, and explanations of status, is available on [www.ed.sc.gov](http://www.ed.sc.gov) and [www.eoc.sc.gov](http://www.eoc.sc.gov) as well as school and school district websites. Printed versions are available from school districts upon request.

YEAR	ABSOLUTE RATING	GROWTH RATING	PALMETTO GOLD AND SILVER AWARD		ESEA/FEDERAL ACCOUNTABILITY RATING SYSTEM	
			General Performance	Closing the Gap	ESEA Grade	Accountability Indicator
2012	Excellent	Excellent	TBD	TBD	B	N/A
2011	Excellent	Excellent	Gold	N/A	Not Met	N/A
2010	Excellent	Excellent	Gold	N/A	Not Met	N/A

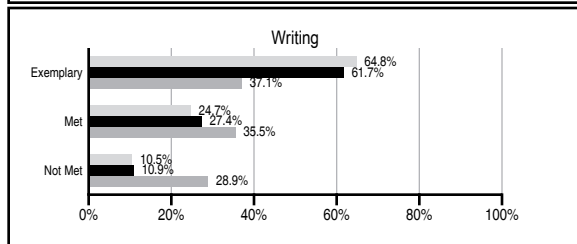
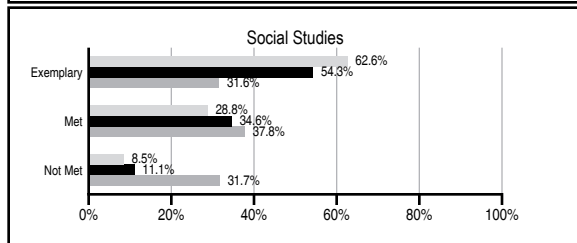
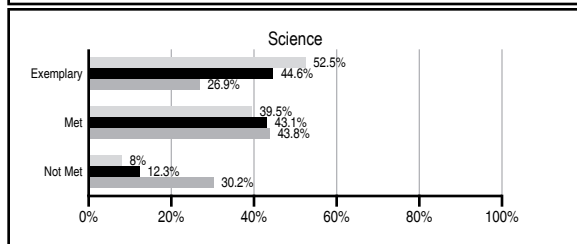
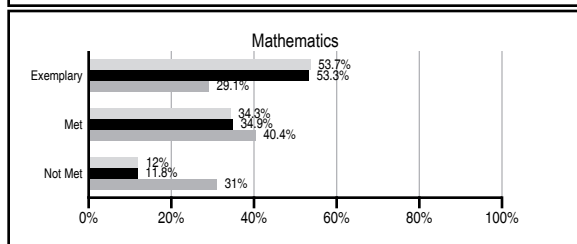
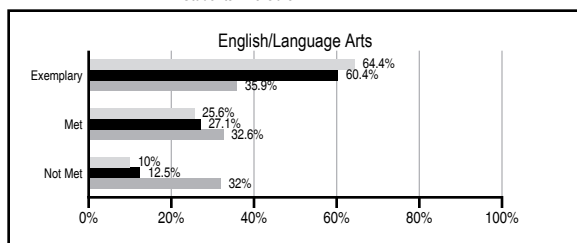
## ABSOLUTE RATINGS OF MIDDLE SCHOOLS WITH STUDENTS LIKE OURS\*

EXCELLENT	GOOD	AVERAGE	BELOW AVERAGE	AT-RISK
9	0	1	0	0

\* Ratings are calculated with data available by 11/07/2012. Schools with Students Like Ours are Middle Schools with Poverty Indices of no more than 5% above or below the index for this school.

## PASS PERFORMANCE

Our School Middle Schools with Students Like Ours Middle schools statewide



## NAEP PERFORMANCE\*

\* Performance reported for SC and nation, data not available at school level. Percentages at NAEP Achievement Levels.

### READING – GRADE 8 (2011)

South Carolina	28	45	25	2
Nation	25	43	29	3
% Below Basic   % Basic, Proficient, and Advanced				
Below Basic Basic Proficient Advanced				

### MATH – GRADE 8 (2011)

South Carolina	30	38	25	7
Nation	28	39	26	8
% Below Basic   % Basic, Proficient, and Advanced				
Below Basic Basic Proficient Advanced				

### SCIENCE – GRADE 8 (2009)

South Carolina	45	32	22	1
Nation	38	33	28	1
% Below Basic   % Basic, Proficient, and Advanced				
Below Basic Basic Proficient Advanced				

## END OF COURSE TESTS - 2012

% of students scoring 70 or above on:	Our Middle School	Middle Schools with Students Like Ours
Algebra 1/Math for the Technologies 2	100.0	98.2
English 1	N/A	97.1
Physical Science	N/A	N/A
US History and the Constitution	N/A	N/A
All Subjects	100.0	97.6

## SC PERFORMANCE VISION

By 2020 all students will graduate with the knowledge and skills necessary to compete successfully in the global economy, participate in a democratic society and contribute positively as members of families and communities.

### Abbreviations Key

N/A Not Applicable N/AV Not Available N/C Not Collected N/R Not Reported I/S Insufficient Sample TBD To be determined

# Moultrie Middle School [Charleston County School District]

## SCHOOL PROFILE

	Our School	Change from Last Year	Middle Schools with Students Like Ours	Median Middle School
<b>Students (n=905)</b>				
Students enrolled in high school credit courses (grades 7 & 8)	64.5%	Up from 61.0%	23.9%	22.9%
Retention rate	0.7%	Up from 0.2%	0.2%	0.8%
Attendance rate	95.4%	Down from 97.8%	97.0%	96.2%
Served by gifted and talented program	N/AV	N/AV	N/AV	N/AV
With disabilities other than speech	N/AV	N/AV	N/AV	N/AV
Older than usual for grade	N/AV	N/AV	N/AV	N/AV
Out-of-school suspensions or expulsions for violent and/or criminal offenses	3.0%	Up from 1.0%	0.3%	0.5%
Annual dropout rate	0.2%	Down from 0.3%	0.0%	0.0%
<b>Teachers (n=57)</b>				
Teachers with advanced degrees	59.6%	Down from 61.5%	56.7%	61.3%
Continuing contract teachers	N/AV	N/AV	N/AV	N/AV
Teachers returning from previous year	92.6%	Up from 87.4%	91.5%	86.7%
Teacher attendance rate	98.0%	Up from 97.0%	95.3%	95.2%
Average teacher salary*	\$45,428	Up 1.6%	\$48,579	\$46,422
Classes not taught by highly qualified teachers	0.0%	No Change	0.5%	2.0%
Professional development days/teacher	7.2 days	Down from 14.8 days	9.7 days	10.0 days
<b>School</b>				
Principal's years at school	1.0	Down from 6.5	1.0	4.0
Student-teacher ratio in core subjects	24.3 to 1	Down from 25.4 to 1	24.2 to 1	22.0 to 1
Prime instructional time	92.9%	Down from 94.6%	91.2%	90.1%
Opportunities in the arts	Good	No Change	Excellent	Good
SACS accreditation	No	No Change	Yes	Yes
Parents attending conferences	99.9%	Down from 100.0%	99.9%	98.8%
Character development program	Excellent	No Change	Excellent	Good
Dollars spent per pupil**	\$5,873	Down 4.9%	\$6,414	\$7,245
Percent of expenditures for instruction**	67.7%	Down from 69.1%	64.2%	63.1%
Percent of expenditures for teacher salaries**	66.3%	Down from 67.5%	63.2%	60.9%
ESEA composite index score	88.0	N/A	92.2	88.1

\* Length of contract = 185+ days.

\*\* Prior year audited financial data available.

## EVALUATION RESULTS

	Teachers	Students*	Parents*
Number of surveys returned	51	265	104
Percent satisfied with learning environment	96.0%	84.8%	90.3%
Percent satisfied with social and physical environment	100.0%	88.4%	91.3%
Percent satisfied with school-home relations	96.1%	89.5%	81.8%

\*Only students at the highest middle school grade level at this school and their parents were included.

## REPORT OF PRINCIPAL AND SCHOOL IMPROVEMENT COUNCIL

Once again, in 2011, Moultrie Middle School has earned the Palmetto Gold Award for Student Performance and Excellent Absolute and Growth ratings. With a rich tradition of excellence in academics, athletics, and arts, our goal is to help all students reach their full potential. We raise the academic bar to ensure student learning at the highest levels and are to prepare them for the rigors of high school and beyond. Middle school is an exciting time in a young person's life. While we hold high expectations for student achievement, we also nurture our students and ensure they enjoy school. This year, a greater sense of family and community was fostered through teaming, in which teams of four teachers teach the core classes of English, math, science, and social studies and students continue to take exploratory classes. Many students take courses for high school credit such as Algebra 1, Spanish 1, Keyboarding, and Computer Applications. This team approach is research-based and has proven to not only increase student achievement but enhance the sense of community and belonging in school.

Continuing with the tradition of excellence, students took highest ratings in local, state, and national fine arts venues including Art, Band, Chorus, and Orchestra. Students also took part in National History Day, Invention Convention, the National Geography Bee, and numerous other scholastic events. Strong partnerships with the community are vital to our success and we work with over 50 partners including the Town of Mt. Pleasant, East Cooper Medical Center, and the SC Ports Authority. Through grants, Lowe's, Whole Foods, Women in Charge and Project Indigo have enabled students to cultivate a love of the outdoors, gardening, and understanding the scientific world. Moultrie students worked side by side with local aeronautical engineers to design aircraft and better understand math and physics. Kayaking, trips to Capers Island, and building oyster reefs, are just a few of the projects undertaken by 6th graders. 7th graders traveled to Camp Greenville and worked with the Sewee Center to learn about the world and 8th grade students ended the year in our nation's capital studying history and visiting sites throughout Washington, D.C. This sort of rigorous real-world learning is common at Moultrie Middle School.

In addition to academic pursuits, our students are constantly involved in service projects and giving back to the community. Students supported causes such as Toys for Tots, Music and Equine Therapy, Mission for Megan, Race for the Cure, Troop Care packages, Juvenile Diabetes, The American Heart Association and the Moultrie Angel Fund. This year we also hosted our first annual 5K Fun Run and Walk through the Old Village and participated in the SC Walk to School Day event. These community wellness events were great fun and fitness for our students, staff, and families. Student Council and Beta Club students participated in Tricounty Youth Service Day and plans are already underway for next year's events.

Home of the 2012 CCSD Teacher of the Year, Nancy Dabit, SC School Nurse of the Year, Nancy Baker, and Southeast Coach of the Year, Shilo Tisdale, Moultrie Middle School continues to exemplify excellence and educates all students at the highest levels. We look forward to continuing this tradition for years to come.

Anna Dassing, Principal  
Carter, SIC Chair

Deveaux

Comprehensive detail, including definitions of ratings, performance criteria, and explanations of status, is available on [www.ed.sc.gov](http://www.ed.sc.gov) and [www.eoc.sc.gov](http://www.eoc.sc.gov) as well as school and school district websites.

Printed versions are available from school districts upon request.

### Abbreviations Key

N/A Not Applicable N/AV Not Available N/C Not Collected N/R Not Reported I/S Insufficient Sample TBD To be determined

NI Newly Identified CSI Continuing School Improvement CA Corrective Action RP Plan to Restructure R Restructure DELAY School Improvement Status HOLD School Improvement Status