



SC Annual School Report Card Summary

Haut Gap Middle School
 Charleston County School District
 Grades: 5-8 Enrollment: 439
 Principal: Travis Benintendo
 Superintendent: Dr. Nancy J. McGinley
 Board Chair: Mr. Chris Fraser

PERFORMANCE

Comprehensive detail, including definitions of ratings, performance criteria, and explanations of status, is available on www.ed.sc.gov and www.eoc.sc.gov as well as school and school district websites. Printed versions are available from school districts upon request.

YEAR	ABSOLUTE RATING	GROWTH RATING	PALMETTO GOLD AND SILVER AWARD		ESEA/FEDERAL ACCOUNTABILITY RATING SYSTEM	
			General Performance	Closing the Gap	ESEA Grade	Accountability Indicator
2012	Good	Good	TBD	TBD	A	Focus
2011	Good	Good	Silver	N/A	Not Met	N/A
2010	Below Average	Average	N/A	N/A	Met	N/A

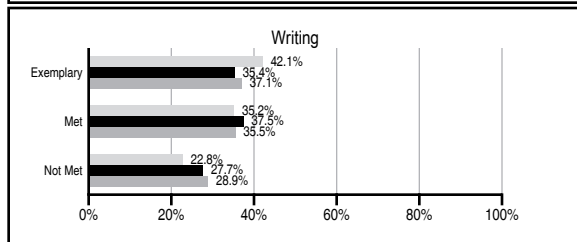
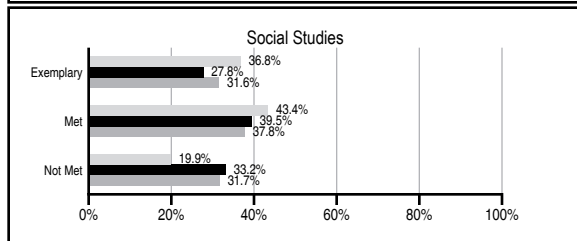
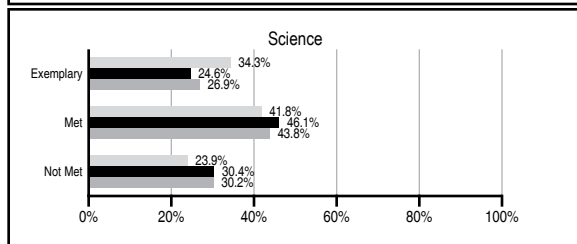
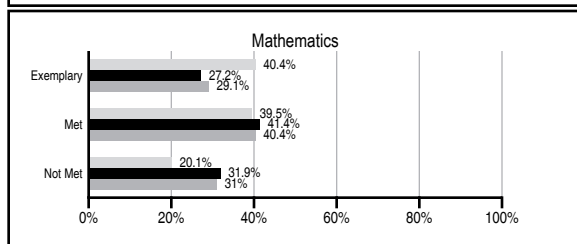
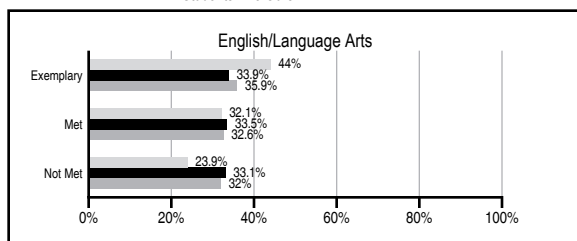
ABSOLUTE RATINGS OF MIDDLE SCHOOLS WITH STUDENTS LIKE OURS*

EXCELLENT	GOOD	AVERAGE	BELOW AVERAGE	AT-RISK
6	10	41	3	2

* Ratings are calculated with data available by 11/07/2012. Schools with Students Like Ours are Middle Schools with Poverty Indices of no more than 5% above or below the index for this school.

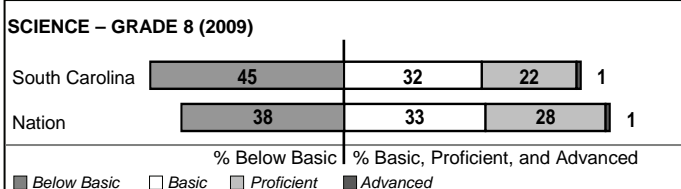


PASS PERFORMANCE

Our School Middle Schools with Students Like Ours Middle schools statewide



NAEP PERFORMANCE*

* Performance reported for SC and nation, data not available at school level. Percentages at NAEP Achievement Levels.



END OF COURSE TESTS - 2012

% of students scoring 70 or above on:	Our Middle School	Middle Schools with Students Like Ours
Algebra 1/Math for the Technologies 2	100.0	96.4
English 1	100.0	96.4
Physical Science	N/A	N/A
US History and the Constitution	N/A	N/A
All Subjects	100.0	96.4

SC PERFORMANCE VISION

By 2020 all students will graduate with the knowledge and skills necessary to compete successfully in the global economy, participate in a democratic society and contribute positively as members of families and communities.

Abbreviations Key

N/A Not Applicable N/AV Not Available N/C Not Collected N/R Not Reported I/S Insufficient Sample TBD To be determined

Haut Gap Middle School [Charleston County School District]

SCHOOL PROFILE

	Our School	Change from Last Year	Middle Schools with Students Like Ours	Median Middle School
Students (n=439)				
Students enrolled in high school credit courses (grades 7 & 8)	68.9%	Down from 70.7%	21.8%	22.9%
Retention rate	0.7%	Down from 0.8%	0.8%	0.8%
Attendance rate	96.1%	Down from 96.2%	95.9%	96.2%
Served by gifted and talented program	N/AV	N/AV	N/AV	N/AV
With disabilities other than speech	N/AV	N/AV	N/AV	N/AV
Older than usual for grade	N/AV	N/AV	N/AV	N/AV
Out-of-school suspensions or expulsions for violent and/or criminal offenses	2.7%	Down from 6.2%	0.5%	0.5%
Annual dropout rate	0.0%	No Change	0.0%	0.0%
Teachers (n=40)				
Teachers with advanced degrees	55.0%	Down from 61.8%	60.0%	61.3%
Continuing contract teachers	N/AV	N/AV	N/AV	N/AV
Teachers returning from previous year	72.6%	Down from 87.6%	87.2%	86.7%
Teacher attendance rate	98.9%	Up from 97.6%	95.3%	95.2%
Average teacher salary*	\$40,659	Down 2.9%	\$46,519	\$46,422
Classes not taught by highly qualified teachers	7.1%	Down from 7.5%	1.1%	2.0%
Professional development days/teacher	9.4 days	Up from 9.0 days	10.0 days	10.0 days
School				
Principal's years at school	5.0	Up from 4.0	5.0	4.0
Student-teacher ratio in core subjects	24.4 to 1	Up from 19.3 to 1	21.7 to 1	22.0 to 1
Prime instructional time	94.8%	Up from 93.7%	89.9%	90.1%
Opportunities in the arts	Excellent	Up from Good	Good	Good
SACS accreditation	No	No Change	Yes	Yes
Parents attending conferences	90.5%	Down from 98.7%	98.7%	98.8%
Character development program	Excellent	No Change	Good	Good
Dollars spent per pupil**	\$8,820	Down 21.5%	\$7,181	\$7,245
Percent of expenditures for instruction**	58.3%	Up from 57.5%	63.2%	63.1%
Percent of expenditures for teacher salaries**	54.0%	Down from 54.6%	60.9%	60.9%
ESEA composite index score	99.0	N/A	85.9	88.1

* Length of contract = 185+ days.

** Prior year audited financial data available.

EVALUATION RESULTS

	Teachers	Students*	Parents*
Number of surveys returned	27	84	90
Percent satisfied with learning environment	100.0%	77.1%	91.0%
Percent satisfied with social and physical environment	100.0%	91.3%	84.1%
Percent satisfied with school-home relations	88.5%	81.5%	84.3%

*Only students at the highest middle school grade level at this school and their parents were included.

REPORT OF PRINCIPAL AND SCHOOL IMPROVEMENT COUNCIL

The Advanced Studies Magnet-Haut Gap Middle School has experienced a phenomenal year as engaged, invested learners made impressive academic growth. Our growing Title I school of over 450 students is located in the rural community of Johns Island. The Advanced Studies Magnet-Haut Gap Middle School is a partial magnet consisting of 6th, 7th, and 8th grade traditional classes and 5th, 6th, 7th, and 8th grade magnet classes. In a positive and safe environment, our teachers are challenged to inspire and instill a love of learning. Students experience a unique and personalized learning experience through a varied and rigorous academic tract that meets the needs of all learners.

Academic achievement was evidenced as Haut Gap's Growth Rating on the 2011 school report card rose from Average to Good while the Absolute Rating rose two levels from Below Average to Good. Twenty-three of twenty five AYP goals were met on the School Report Card. Data obtained from MAP reports, classroom observations, and analysis of student work reflected growth in all subject areas and grade levels. Data reflects great strides in closing the achievement gap among students from varying ethnic groups, genders, and socio-economic levels. Differentiated instruction in addition to targeted instruction will remain a paramount goal for staff to continue to close the achievement gap. ASM-HG became a pilot school for the challenging, inquiry based Math Innovations Program. Our Tabula Digita Math team went on to win the Tri-County Math Competition. There was a continued focus on literacy with daily reading enrichment classes utilizing high-interest adolescent literature and the workshop model. HGMS is again proud to have been awarded a literacy grant from the State Department of Education that provided professional development for staff. Students were given the opportunity to explore Art and Architecture, Spanish, Creative Writing, the Scientific Process, Keyboarding and Computer Applications, and Government through elective classes. In addition, over 200 students participated on after school athletic teams. Technology played an integral part in the learning environment. ASM-HG was granted a one-to-one iPad implementation grant. Smart boards, iPads, doc-u-cams, and teacher microphones were utilized in all classrooms to enrich and motivate.

Our many partners in education have worked to strengthen and expand our academic program at ASM-HG. Saint Johns Episcopal Church Angels provided school volunteers, supplies, luncheons, and a myriad of supports. Through Communities In Schools (CIS), volunteers from Kiawah and Seabrook Island have tutored and mentored students in magnet and regular classes, and community partnerships have been brought in to assist our students with basic needs and behavioral support. ASM-HG is Charleston County School District's middle level "Demonstration School" for the Positive Behavior Systems. We are becoming a model school that represents a positive approach to student behavior, engagement, and achievement.

Paul Padron, Principal
Brogan, SIC Chair

Bernadette

Comprehensive detail, including definitions of ratings, performance criteria, and explanations of status, is available on www.ed.sc.gov and www.eoc.sc.gov as well as school and school district websites.

Printed versions are available from school districts upon request.

Abbreviations Key

N/A Not Applicable N/AV Not Available N/C Not Collected N/R Not Reported I/S Insufficient Sample TBD To be determined

NI Newly Identified CSI Continuing School Improvement CA Corrective Action RP Plan to Restructure R Restructure DELAY School Improvement Status HOLD School Improvement Status