



SC Annual School Report Card Summary

Fort Johnson Middle School
Charleston County School District
Grades: 6-8 Enrollment: 539
Principal: David A. Parler
Superintendent: Dr. Nancy J. McGinley
Board Chair: Mr. Chris Fraser

PERFORMANCE

Comprehensive detail, including definitions of ratings, performance criteria, and explanations of status, is available on www.ed.sc.gov and www.eoc.sc.gov as well as school and school district websites. Printed versions are available from school districts upon request.

YEAR	ABSOLUTE RATING	GROWTH RATING	PALMETTO GOLD AND SILVER AWARD		ESEA/FEDERAL ACCOUNTABILITY RATING SYSTEM	
			General Performance	Closing the Gap	ESEA Grade	Accountability Indicator
2012	Excellent	Excellent	TBD	TBD	A	N/A
2011	Excellent	Good	Gold	N/A	Not Met	N/A
2010	Good	Good	Silver	N/A	Not Met	N/A

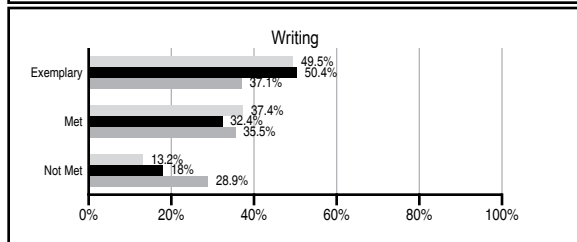
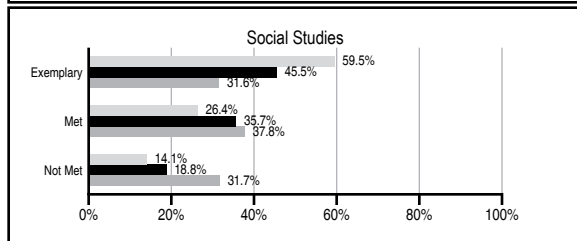
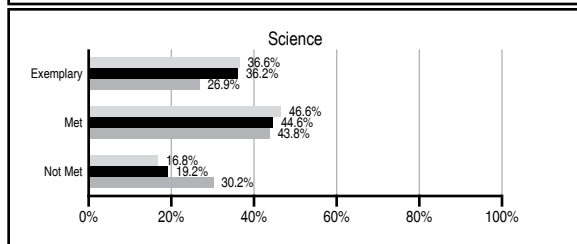
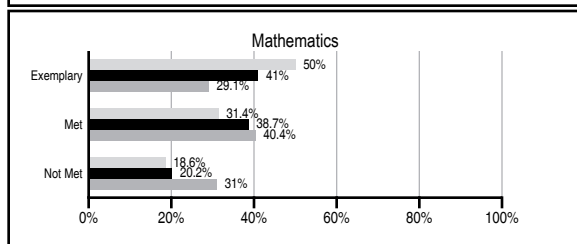
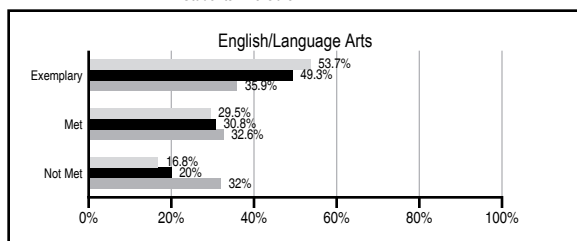
ABSOLUTE RATINGS OF MIDDLE SCHOOLS WITH STUDENTS LIKE OURS*

EXCELLENT	GOOD	AVERAGE	BELOW AVERAGE	AT-RISK
20	5	4	0	0

* Ratings are calculated with data available by 11/07/2012. Schools with Students Like Ours are Middle Schools with Poverty Indices of no more than 5% above or below the index for this school.

PASS PERFORMANCE


Our School Middle Schools with Students Like Ours Middle schools statewide




NAEP PERFORMANCE*

* Performance reported for SC and nation, data not available at school level. Percentages at NAEP Achievement Levels.


READING – GRADE 8 (2011)



MATH – GRADE 8 (2011)



SCIENCE – GRADE 8 (2009)



END OF COURSE TESTS - 2012

% of students scoring 70 or above on:	Our Middle School	Middle Schools with Students Like Ours
Algebra 1/Math for the Technologies 2	100.0	97.3
English 1	N/A	93.8
Physical Science	N/A	N/A
US History and the Constitution	N/A	N/A
All Subjects	100.0	97.1

SC PERFORMANCE VISION

By 2020 all students will graduate with the knowledge and skills necessary to compete successfully in the global economy, participate in a democratic society and contribute positively as members of families and communities.

Abbreviations Key

N/A Not Applicable N/AV Not Available N/C Not Collected N/R Not Reported I/S Insufficient Sample TBD To be determined

Fort Johnson Middle School [Charleston County School District]

SCHOOL PROFILE

	Our School	Change from Last Year	Middle Schools with Students Like Ours	Median Middle School
Students (n=539)				
Students enrolled in high school credit courses (grades 7 & 8)	66.4%	Down from 71.5%	39.0%	22.9%
Retention rate	1.1%	Up from 0.6%	0.5%	0.8%
Attendance rate	97.4%	Up from 97.0%	96.9%	96.2%
Served by gifted and talented program	N/AV	N/AV	N/AV	N/AV
With disabilities other than speech	N/AV	N/AV	N/AV	N/AV
Older than usual for grade	N/AV	N/AV	N/AV	N/AV
Out-of-school suspensions or expulsions for violent and/or criminal offenses	2.0%	Down from 2.8%	0.4%	0.5%
Annual dropout rate	0.0%	Down from 0.3%	0.0%	0.0%
Teachers (n=36)				
Teachers with advanced degrees	52.8%	Up from 44.1%	62.1%	61.3%
Continuing contract teachers	N/AV	N/AV	N/AV	N/AV
Teachers returning from previous year	86.3%	Up from 84.9%	88.8%	86.7%
Teacher attendance rate	98.8%	Up from 97.3%	95.3%	95.2%
Average teacher salary*	\$40,965	Up 1.5%	\$47,714	\$46,422
Classes not taught by highly qualified teachers	0.0%	Down from 2.8%	3.2%	2.0%
Professional development days/teacher	7.3 days	Down from 14.4 days	9.3 days	10.0 days
School				
Principal's years at school	11.0	Up from 10.0	3.0	4.0
Student-teacher ratio in core subjects	28.1 to 1	Up from 24.8 to 1	23.4 to 1	22.0 to 1
Prime instructional time	96.1%	Up from 94.3%	91.2%	90.1%
Opportunities in the arts	Good	No Change	Good	Good
SACS accreditation	No	No Change	Yes	Yes
Parents attending conferences	89.2%	Down from 96.0%	99.5%	98.8%
Character development program	Excellent	No Change	Excellent	Good
Dollars spent per pupil**	\$6,106	Up 2.4%	\$6,745	\$7,245
Percent of expenditures for instruction**	62.1%	Down from 64.7%	63.7%	63.1%
Percent of expenditures for teacher salaries**	60.6%	Down from 63.4%	63.0%	60.9%
ESEA composite index score	93.6	N/A	93.3	88.1

* Length of contract = 185+ days.

** Prior year audited financial data available.

EVALUATION RESULTS

	Teachers	Students*	Parents*
Number of surveys returned	28	168	128
Percent satisfied with learning environment	92.9%	83.3%	91.1%
Percent satisfied with social and physical environment	100.0%	88.7%	91.2%
Percent satisfied with school-home relations	92.9%	89.2%	84.3%

*Only students at the highest middle school grade level at this school and their parents were included.

REPORT OF PRINCIPAL AND SCHOOL IMPROVEMENT COUNCIL

The mission of Fort Johnson Middle School is to provide a safe, academically challenging environment, in partnership with families and the community, to develop confident responsible life-long learners. In the 2011-12 school year, there were 539 students enrolled in the school with 31 full-time teachers. Students continued to excel academically. A number of students participated and won awards in the Low country Science Fair and the QUEST competition. In addition, 28 eighth grade students were named as South Carolina Junior Scholars based upon their performance on the PSAT and SAT. Forty-nine seventh -graders qualified to take the SAT or ACT for Duke TIP identification and six were named Duke TIP Scholars. Our school-wide geography bee winner advanced to the state level competition. On the 2011 School Report Card, the school received an absolute rating of "Excellent". Fort Johnson also received the Palmetto Gold Award, a statewide award given to schools based on their overall academic achievement.

The school guidance program continued many successful programs in 2011-2012 including Random Acts of Kindness, Core Team, Fun Friday, and Positive Behavior Intervention Support. The career counselor worked with students to introduce them to a variety of career options through a school- wide career fair, classroom workshops, Groundhog Job Shadowing Day, Apple Store trips, College Tours, Women in Aviation Tour, Supreme Court and State House Tours, Author Visit, Science & History Program at Patriots Point, Guys in Ties, and Careers in Heels speaking events.

Our sports programs continued to be a success in 2011-2012, with students participating in football, volleyball, basketball, cheerleading, golf, soccer, track and field, cross country track, and tennis. League championships or runners up status were garnered by: 6th grade boys basketball, 7th grade girls basketball, varsity baseball, coed tennis, coed soccer, and girls cross country.

The fine arts program produced some very talented students with a number of band and string students participating and receiving superior ratings in the Solo and Ensemble Festival. In addition, band and string students participated in All County Band, Charleston County Prep Orchestra, and Region 4 Band. Four students were named as District IX PTA Reflections contest winners and advanced to the state competition. The Art Club won the Charleston County Park and Recreation's Holiday Post Card Contest. The Fort Johnson Players put on two outstanding musicals in 2011-2012, Bye, Bye Birdie and The Sound of Music.

We encourage all parents to become involved in your child's education through participation in the School Improvement Council, the PTA, the athletic booster club, the band booster club, or through special events and activities. The school will continue to shine when parents, students, and faculty work together for the children's education.

David A. Parler, Principal
Kucklick, SIC Chairperson

Jan

Comprehensive detail, including definitions of ratings, performance criteria, and explanations of status, is available on www.ed.sc.gov and www.eoc.sc.gov as well as school and school district websites.

Printed versions are available from school districts upon request.

Abbreviations Key

N/A Not Applicable N/AV Not Available N/C Not Collected N/R Not Reported I/S Insufficient Sample TBD To be determined

NI Newly Identified CSI Continuing School Improvement CA Corrective Action RP Plan to Restructure R Restructure DELAY School Improvement Status HOLD School Improvement Status