



# SC Annual School Report Card Summary

Baptist Hill High School  
 Charleston County School District  
 Grades: 7-12 Enrollment: 393  
 Principal: Kala Goodwine  
 Superintendent: Dr. Nancy J. McGinley  
 Board Chair: Mr. Chris Fraser

## PERFORMANCE

Comprehensive detail, including definitions of ratings, performance criteria, and explanations of status, is available on [www.ed.sc.gov](http://www.ed.sc.gov) and [www.eoc.sc.gov](http://www.eoc.sc.gov) as well as school and school district websites. Printed versions are available from school districts upon request.

YEAR	ABSOLUTE RATING	GROWTH RATING	PALMETTO GOLD AND SILVER AWARD		ESEA/FEDERAL ACCOUNTABILITY RATING SYSTEM	
			General Performance	Closing the Gap	ESEA Grade	Accountability Indicator
2012	Average	Good	TBD	TBD	B	N/A
2011	Below Average	Average	N/A	N/A	Not Met	N/A
2010	Below Average	Average	N/A	N/A	Not Met	N/A

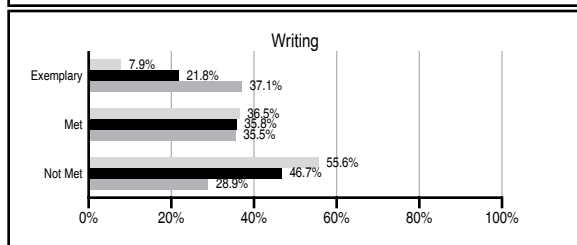
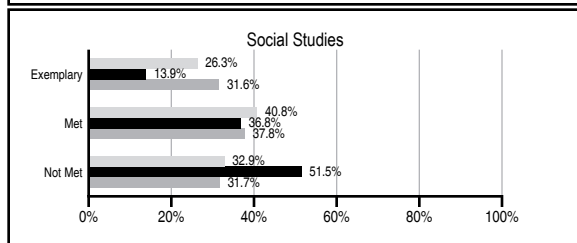
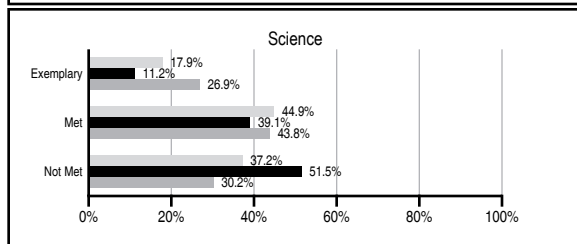
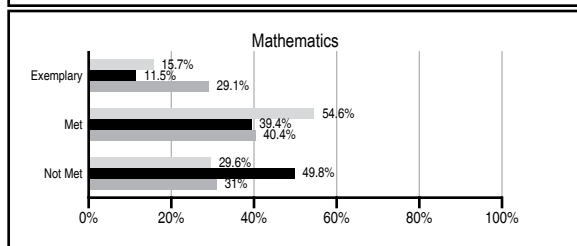
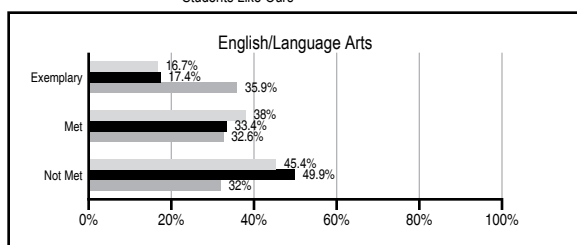
## ABSOLUTE RATINGS OF MIDDLE SCHOOLS WITH STUDENTS LIKE OURS\*

EXCELLENT	GOOD	AVERAGE	BELOW AVERAGE	AT-RISK
0	1	11	20	16

\* Ratings are calculated with data available by 11/07/2012. Schools with Students Like Ours are Middle Schools with Poverty Indices of no more than 5% above or below the index for this school.

## PASS PERFORMANCE


Our School Middle Schools with Students Like Ours Middle schools statewide




## NAEP PERFORMANCE\*

\* Performance reported for SC and nation, data not available at school level. Percentages at NAEP Achievement Levels.


### READING – GRADE 8 (2011)



### MATH – GRADE 8 (2011)



### SCIENCE – GRADE 8 (2009)



## END OF COURSE TESTS - 2012

% of students scoring 70 or above on:	Our Middle School	Middle Schools with Students Like Ours
Algebra 1/Math for the Technologies 2	100.0	84.6
English 1	83.3	74.2
Physical Science	N/A	N/A
US History and the Constitution	N/A	N/A
All Subjects	92.6	83.7

## SC PERFORMANCE VISION

By 2020 all students will graduate with the knowledge and skills necessary to compete successfully in the global economy, participate in a democratic society and contribute positively as members of families and communities.

### Abbreviations Key

N/A Not Applicable N/AV Not Available N/C Not Collected N/R Not Reported I/S Insufficient Sample TBD To be determined

SCHOOL PROFILE

	Our School	Change from Last Year	Middle Schools with Students Like Ours	Median Middle School
Students (n=393)				
Students enrolled in high school credit courses (grades 7 & 8)	13.2%	Down from 17.1%	13.0%	22.9%
Retention rate	2.9%	Down from 3.2%	1.2%	0.8%
Attendance rate	93.8%	Up from 92.6%	95.8%	96.2%
Served by gifted and talented program	N/AV	N/AV	N/AV	N/AV
With disabilities other than speech	N/AV	N/AV	N/AV	N/AV
Older than usual for grade	N/AV	N/AV	N/AV	N/AV
Out-of-school suspensions or expulsions for violent and/or criminal offenses	7.6%	Down from 8.0%	0.3%	0.5%
Annual dropout rate	0.0%	Down from 1.5%	0.0%	0.0%
Teachers (n=51)				
Teachers with advanced degrees	49.0%	Up from 40.7%	60.7%	61.3%
Continuing contract teachers	N/AV	N/AV	N/AV	N/AV
Teachers returning from previous year	83.4%	Up from 83.0%	79.9%	86.7%
Teacher attendance rate	98.5%	Up from 96.8%	95.0%	95.2%
Average teacher salary*	\$41,813	Up 7.4%	\$43,921	\$46,422
Classes not taught by highly qualified teachers	14.2%	Up from 9.2%	3.7%	2.0%
Professional development days/teacher	4.7 days	Down from 8.0 days	8.8 days	10.0 days
School				
Principal's years at school	2.0	Up from 1.0	2.0	4.0
Student-teacher ratio in core subjects	15.5 to 1	Down from 17.0 to 1	18.0 to 1	22.0 to 1
Prime instructional time	91.9%	Up from 89.3%	89.3%	90.1%
Opportunities in the arts	Poor	No Change	Good	Good
SACS accreditation	Yes	No Change	Yes	Yes
Parents attending conferences	100.0%	Up from 17.8%	98.6%	98.8%
Character development program	Good	No Change	Good	Good
Dollars spent per pupil**	\$13,972	Up 6.4%	\$10,054	\$7,245
Percent of expenditures for instruction**	57.7%	Down from 58.3%	60.0%	63.1%
Percent of expenditures for teacher salaries**	56.4%	No Change	54.0%	60.9%
ESEA composite index score	84.8	N/A	60.4	88.1

\* Length of contract = 185+ days.  
\*\* Prior year audited financial data available.

EVALUATION RESULTS

	Teachers	Students*	Parents*
Number of surveys returned	15	57	48
Percent satisfied with learning environment	57.1%	78.9%	87.2%
Percent satisfied with social and physical environment	80.0%	83.3%	89.6%
Percent satisfied with school-home relations	21.4%	75.9%	78.7%

\*Only students at the highest middle school grade level at this school and their parents were included.

REPORT OF PRINCIPAL AND  
SCHOOL IMPROVEMENT COUNCIL

At Baptist Hill Middle/High School, we see everything we do as a partnership with our students, families and community to better serve our students and make BHMHS a success.

We began the year by training teachers and staff to universally screen students in oral reading fluency, reading comprehension, writing and math computation. We used that data as well as MAP testing benchmarks to create our Tier II and III interventions for students who were struggling in their core classes. The students who qualified were given explicit instruction in a research based reading and/or math program and their progress was monitored weekly to ascertain their level of response to the intervention.

Our partnership with St. Paul's Trident Technical Satellite Campus was expanded to offer dual credit classes in Early Child Development. Additionally, we had our entire rising junior class take the COMPASS Placement Test in hopes of starting dual credit in ELA and Math as well. It is our mission to offer a rigorous and meaningful curriculum at Baptist Hill. We believe partnering with higher education communities will help us reach that goal.

We saw our MAP benchmark scores soar this year due to student incentives and an unwavering expectation of excellence. We continue to offer our HSAP prep classes and Operation Success test prep school-wide initiatives.

We appreciate the patronage and faith of the sea island communities and the Baptist Hill Family. We cannot be successful without you. Please come check in at the front office and take a look at what is going on at Baptist Hill; we welcome guests!

Adrian D. Busch, Principal  
Porter, SIC Chairperson

Mary

Comprehensive detail, including definitions of ratings, performance criteria, and explanations of status, is available on [www.ed.sc.gov](http://www.ed.sc.gov) and [www.eoc.sc.gov](http://www.eoc.sc.gov) as well as school and school district websites.

Printed versions are available from school districts upon request.