



SC Annual School Report Card Summary

Sandy Run School
 Calhoun County Public Schools
 Grades: PK-8 Enrollment: 618
 Principal: George Kiernan
 Superintendent: Dr. Steve Arron Wilson
 Board Chair: Mrs. Joyce Parrish

PERFORMANCE

Comprehensive detail, including definitions of ratings, performance criteria, and explanations of status, is available on www.ed.sc.gov and www.eoc.sc.gov as well as school and school district websites. Printed versions are available from school districts upon request.

YEAR	ABSOLUTE RATING	GROWTH RATING	PALMETTO GOLD AND SILVER AWARD		ESEA/FEDERAL ACCOUNTABILITY RATING SYSTEM	
			General Performance	Closing the Gap	ESEA Grade	Accountability Indicator
2012	Average	Average	TBD	TBD	B	Reward
2011	Average	Good	Silver	N/A	Not Met	N/A
2010	Average	Average	N/A	N/A	Met	N/A

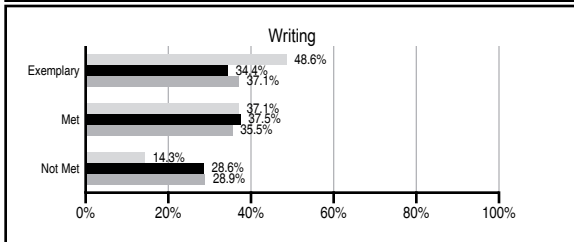
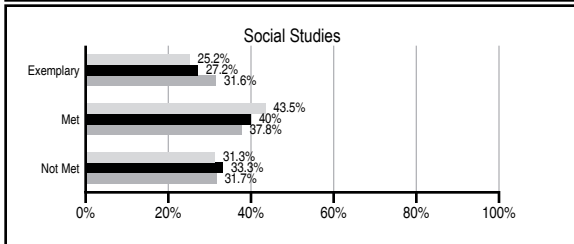
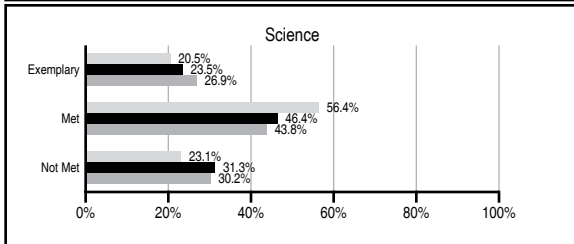
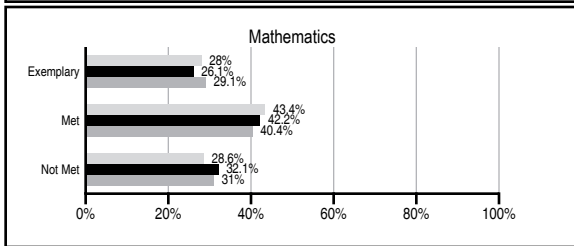
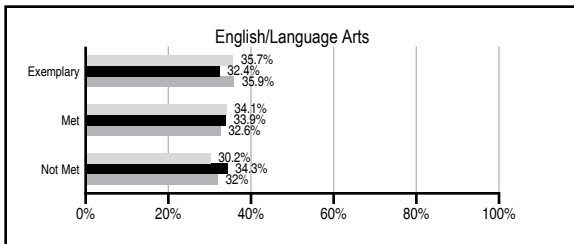
ABSOLUTE RATINGS OF MIDDLE SCHOOLS WITH STUDENTS LIKE OURS*

EXCELLENT	GOOD	AVERAGE	BELOW AVERAGE	AT-RISK
5	9	42	3	2

* Ratings are calculated with data available by 11/07/2012. Schools with Students Like Ours are Middle Schools with Poverty Indices of no more than 5% above or below the index for this school.

PASS PERFORMANCE

Our School
 Middle Schools with Students Like Ours
 Middle schools statewide



NAEP PERFORMANCE*

* Performance reported for SC and nation, data not available at school level. Percentages at NAEP Achievement Levels.



END OF COURSE TESTS - 2012

% of students scoring 70 or above on:	Our Middle School	Middle Schools with Students Like Ours
Algebra 1/Math for the Technologies 2	100.0	96.7
English 1	100.0	95.5
Physical Science	N/A	N/A
US History and the Constitution	N/A	N/A
All Subjects	100.0	96.6

SC PERFORMANCE VISION

By 2020 all students will graduate with the knowledge and skills necessary to compete successfully in the global economy, participate in a democratic society and contribute positively as members of families and communities.

Abbreviations Key

N/A Not Applicable N/AV Not Available N/C Not Collected N/R Not Reported I/S Insufficient Sample TBD To be determined

Sandy Run School [Calhoun County Public Schools]

SCHOOL PROFILE

	Our School	Change from Last Year	Middle Schools with Students Like Ours	Median Middle School
Students (n=618)				
Students enrolled in high school credit courses (grades 7 & 8)	21.9%	Up from 11.9%	21.4%	22.9%
Retention rate	1.3%	Up from 0.9%	0.8%	0.8%
Attendance rate	96.0%	Up from 95.4%	96.0%	96.2%
Served by gifted and talented program	N/AV	N/AV	N/AV	N/AV
With disabilities other than speech	N/AV	N/AV	N/AV	N/AV
Older than usual for grade	N/AV	N/AV	N/AV	N/AV
Out-of-school suspensions or expulsions for violent and/or criminal offenses	3.9%	Down from 4.0%	0.6%	0.5%
Annual dropout rate	0.0%	No Change	0.0%	0.0%
Teachers (n=42)				
Teachers with advanced degrees	57.1%	Up from 54.8%	60.0%	61.3%
Continuing contract teachers	N/AV	N/AV	N/AV	N/AV
Teachers returning from previous year	90.1%	Down from 90.9%	86.4%	86.7%
Teacher attendance rate	97.6%	Up from 94.4%	95.4%	95.2%
Average teacher salary*	\$45,336	Down 2.0%	\$45,551	\$46,422
Classes not taught by highly qualified teachers	0.0%	No Change	1.0%	2.0%
Professional development days/teacher	5.9 days	Up from 5.8 days	10.3 days	10.0 days
School				
Principal's years at school	5.0	Up from 4.0	5.0	4.0
Student-teacher ratio in core subjects	18.8 to 1	Up from 10.4 to 1	22.4 to 1	22.0 to 1
Prime instructional time	92.9%	Up from 89.0%	89.8%	90.1%
Opportunities in the arts	Good	No Change	Good	Good
SACS accreditation	Yes	No Change	Yes	Yes
Parents attending conferences	100.0%	Up from 77.7%	98.6%	98.8%
Character development program	Excellent	No Change	Good	Good
Dollars spent per pupil**	\$7,242	Down 12.6%	\$7,283	\$7,245
Percent of expenditures for instruction**	70.0%	Down from 70.6%	62.1%	63.1%
Percent of expenditures for teacher salaries**	69.4%	Up from 68.7%	60.2%	60.9%
ESEA composite index score	83.5	N/A	85.7	88.1

* Length of contract = 185+ days.

** Prior year audited financial data available.

EVALUATION RESULTS

	Teachers	Students*	Parents*
Number of surveys returned	25	44	80
Percent satisfied with learning environment	75.0%	69.4%	86.8%
Percent satisfied with social and physical environment	80.0%	80.0%	77.9%
Percent satisfied with school-home relations	91.7%	78.3%	80.3%

*Only students at the highest middle school grade level at this school and their parents were included.

REPORT OF PRINCIPAL AND SCHOOL IMPROVEMENT COUNCIL

Sandy Run K-8 is located in the rural community of Sandy Run, which is located in Calhoun County. Our school serves students in child development through 8th grade. Our school serves a very diverse population of students in the northern part of Calhoun County.

During this school year, we continued to implement P.B.I.S. in our school to reinforce positive behavior. We were recognized last school year as a Blue Ribbon P.B.I.S. school and continued to hold that distinction during our past school year. This program has continued to decrease discipline referrals, while continuing to reward students who make the right decision.

Technology has always been a cornerstone to the success at Sandy Run. Every child this past year in grades 3-5 received their own personal laptop. We were also able to equip each of our buses with Wi-Fi capabilities so that we could extend our classroom onto our buses. In October of this past year, ETV visited our school and recorded a piece for their, "In Our Schools" program. The piece focused on technology in schools and was aired in March of this past school year.

Sandy Run K-8 was recognized this past year as a Silver Award winner for scores on the 2011-2012 pass test. We are also very proud that every child in our middle school passed their EOC (End of Course test). We were also honored to have the State Superintendent of Education, Dr. Mick Zais, visit our school to see what we were doing to move our school.

Teachers have also been the key cog to our school. Our teachers focused this year on Marzano's book, "Classroom Instruction that Works". This focus, along with visits by Mrs. Carla Angus and Mr. Stephen Peters, helped provide our faculty with staff development opportunities.

The cohesiveness between our parents, students and faculty has always been a key component in the success that we have shared. We look to continue our success at Sandy Run K-8 over the next school year, along with the foreseeable future.

George Kiernan, Principal
Lisa Williams, President School Improvement Council

Comprehensive detail, including definitions of ratings, performance criteria, and explanations of status, is available on www.ed.sc.gov and www.eoc.sc.gov as well as school and school district websites.

Printed versions are available from school districts upon request.

Abbreviations Key

N/A Not Applicable N/AV Not Available N/C Not Collected N/R Not Reported I/S Insufficient Sample TBD To be determined

NI Newly Identified CSI Continuing School Improvement CA Corrective Action RP Plan to Restructure R Restructure DELAY School Improvement Status HOLD School Improvement Status