



# SC Annual School Report Card Summary

Riverview Charter School  
 Beaufort County School District  
 Grades: K-7 Enrollment: 342  
 Principal: Alison H. Thomas  
 Superintendent: Dr. Valerie Truesdale  
 Board Chair: Fred Washington

## PERFORMANCE

Comprehensive detail, including definitions of ratings, performance criteria, and explanations of status, is available on [www.ed.sc.gov](http://www.ed.sc.gov) and [www.eoc.sc.gov](http://www.eoc.sc.gov) as well as school and school district websites. Printed versions are available from school districts upon request.

YEAR	ABSOLUTE RATING	GROWTH RATING	PALMETTO GOLD AND SILVER AWARD		ESEA/FEDERAL ACCOUNTABILITY RATING SYSTEM	
			General Performance	Closing the Gap	ESEA Grade	Accountability Indicator
2012	Excellent	Excellent	TBD	TBD	A	N/A
2011	N/A	N/A	Silver	N/A	Met	N/A
2010	N/A	N/A	N/A	N/A	Met	N/A

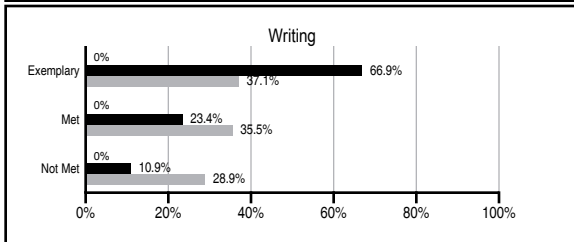
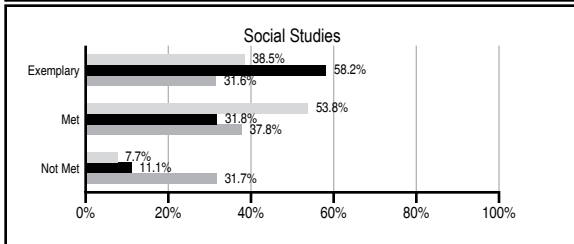
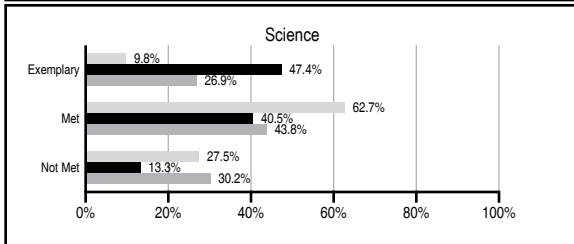
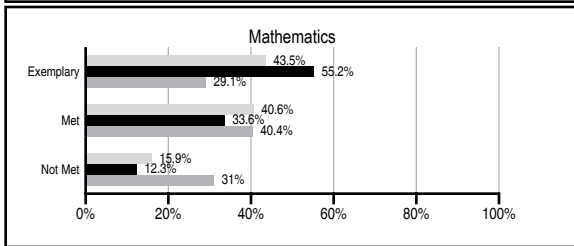
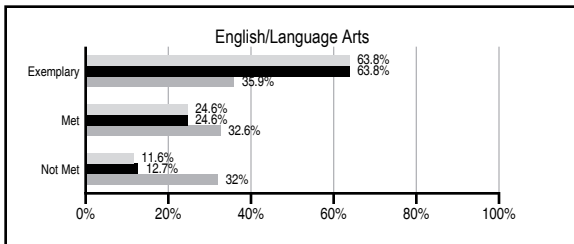
## ABSOLUTE RATINGS OF MIDDLE SCHOOLS WITH STUDENTS LIKE OURS\*

EXCELLENT	GOOD	AVERAGE	BELOW AVERAGE	AT-RISK
10	0	1	0	0

\* Ratings are calculated with data available by 11/07/2012. Schools with Students Like Ours are Middle Schools with Poverty Indices of no more than 5% above or below the index for this school.

## PASS PERFORMANCE

Our School Middle Schools with Students Like Ours Middle schools statewide



## NAEP PERFORMANCE\*

\* Performance reported for SC and nation, data not available at school level. Percentages at NAEP Achievement Levels.



## END OF COURSE TESTS - 2012

% of students scoring 70 or above on:	Our Middle School	Middle Schools with Students Like Ours
Algebra 1/Math for the Technologies 2	N/A	97.4
English 1	N/A	97.3
Physical Science	N/A	N/A
US History and the Constitution	N/A	N/A
All Subjects	N/A	97.3

## SC PERFORMANCE VISION

By 2020 all students will graduate with the knowledge and skills necessary to compete successfully in the global economy, participate in a democratic society and contribute positively as members of families and communities.

### Abbreviations Key

N/A Not Applicable N/AV Not Available N/C Not Collected N/R Not Reported I/S Insufficient Sample TBD To be determined

**SCHOOL PROFILE**

	Our School	Change from Last Year	Middle Schools with Students Like Ours	Median Middle School
<b>Students (n=342)</b>				
Students enrolled in high school credit courses (grades 7 & 8)	0.0%	N/R	29.5%	22.9%
Retention rate	0.6%	N/A	0.2%	0.8%
Attendance rate	96.9%	N/A	97.1%	96.2%
Served by gifted and talented program	N/AV	N/AV	N/AV	N/AV
With disabilities other than speech	N/AV	N/AV	N/AV	N/AV
Older than usual for grade	N/AV	N/AV	N/AV	N/AV
Out-of-school suspensions or expulsions for violent and/or criminal offenses	0.6%	N/R	0.0%	0.5%
Annual dropout rate	0.0%	N/A	0.0%	0.0%
<b>Teachers (n=28)</b>				
Teachers with advanced degrees	53.6%	N/A	57.9%	61.3%
Continuing contract teachers	N/AV	N/AV	N/AV	N/AV
Teachers returning from previous year	N/A	N/A	90.0%	86.7%
Teacher attendance rate	N/R	N/R	95.4%	95.2%
Average teacher salary*	\$43,046	I/S	\$48,135	\$46,422
Classes not taught by highly qualified teachers	6.8%	N/A	1.9%	2.0%
Professional development days/teacher	20.4 days	N/R	9.4 days	10.0 days
<b>School</b>				
Principal's years at school	1.0	N/R	1.0	4.0
Student-teacher ratio in core subjects	18.0 to 1	N/R	24.1 to 1	22.0 to 1
Prime instructional time	N/R	N/R	91.3%	90.1%
Opportunities in the arts	Good	N/R	Excellent	Good
SACS accreditation	No	N/R	Yes	Yes
Parents attending conferences	100.0%	N/R	99.5%	98.8%
Character development program	Excellent	N/R	Excellent	Good
Dollars spent per pupil**	\$10,670	N/A	\$6,105	\$7,245
Percent of expenditures for instruction**	49.0%	N/A	65.2%	63.1%
Percent of expenditures for teacher salaries**	48.9%	N/A	64.1%	60.9%
ESEA composite index score	94.5	N/A	92.2	88.1

\* Length of contract = 185+ days.

\*\* Prior year audited financial data available.

**EVALUATION RESULTS**

	Teachers	Students*	Parents*
Number of surveys returned	N/A	N/A	N/A
Percent satisfied with learning environment	N/A	N/A	N/A
Percent satisfied with social and physical environment	N/A	N/A	N/A
Percent satisfied with school-home relations	N/A	N/A	N/A

\*Only students at the highest middle school grade level at this school and their parents were included.

**REPORT OF PRINCIPAL AND SCHOOL IMPROVEMENT COUNCIL**

Riverview's mission is to create a small, diverse learning community that actively engages students in meaningful and innovative learning experiences. Emphasizing learning by doing, family and community involvement, and engaged citizenship, Riverview is committed to nurturing the whole child and preparing each student for a global.

Riverview's small, diverse learning community recognizes and values the whole child - cognitively, physically, socially, emotionally, aesthetically, and ethically - and provides educational opportunities for each dimension to grow and strengthen. By providing a setting that develops the natural learner in every child, Riverview supports children's creativity, curiosity, and individual needs, while preparing them to be responsible, engaged citizens able to be successful in a global society.

At each grade level, the curriculum teaches basic academic concepts and skills, interwoven with interdisciplinary 21st century themes, through real-life experiences. Riverview students are challenged to practice their academic, social, and emotional skills through service-learning projects they design and implement with community partners. Students develop their appreciation for the natural world through environmental education, guided experimentation, and fieldwork. They cultivate their natural artistic talents by actively participating in the visual and musical arts. Reading, writing, speaking and mathematics are investigated through hands-on experiences and student-initiated projects. Students will come to know the world, embrace its cultures, participate in world language studies, and learn its history through role play, interactive media and simulations. A wellness-focused curriculum promotes physical activity and healthy eating habits. Media literacy, collaboration, technology, and creative problem-solving skills weave their way through all content areas and foster critical thinking.

Using experiential principles as our guide, Riverview employs a variety of research-based educational approaches to help students accomplish the South Carolina Academic Standards through meaningful learning experiences. The strategies include, but are not limited to: Service-Learning; 21st Century interdisciplinary themes; project-based learning; environmental education; reader's and writer's workshop; learner-centered, developmentally appropriate classrooms; integrated arts education; learning profiles; use of Garner's paradigm of multiple intelligences; theme-based learning projects; team teaching and collaboration; inter-class mentorship; inter-generational mentorship by family and community members; world language studies beginning in the early grades; field trips and field work; authentic, evidence-based assessments; academic, social and emotional goal setting; conferences with the teacher, parent, and student; and self-assessment and reflection for teachers and students.

Comprehensive detail, including definitions of ratings, performance criteria, and explanations of status, is available on [www.ed.sc.gov](http://www.ed.sc.gov) and [www.eoc.sc.gov](http://www.eoc.sc.gov) as well as school and school district websites.

Printed versions are available from school districts upon request.

**Abbreviations Key**

N/A Not Applicable N/AV Not Available N/C Not Collected N/R Not Reported I/S Insufficient Sample TBD To be determined

NI Newly Identified CSI Continuing School Improvement CA Corrective Action RP Plan to Restructure R Restructure DELAY School Improvement Status HOLD School Improvement Status