



# SC Annual School Report Card Summary

Bluffton Middle School  
 Beaufort County School District  
 Grades: 6-7 Enrollment: 913  
 Principal: Pat Freda  
 Superintendent: Dr. Valerie Truesdale  
 Board Chair: Fred Washington

## PERFORMANCE

Comprehensive detail, including definitions of ratings, performance criteria, and explanations of status, is available on [www.ed.sc.gov](http://www.ed.sc.gov) and [www.eoc.sc.gov](http://www.eoc.sc.gov) as well as school and school district websites. Printed versions are available from school districts upon request.

YEAR	ABSOLUTE RATING	GROWTH RATING	PALMETTO GOLD AND SILVER AWARD		ESEA/FEDERAL ACCOUNTABILITY RATING SYSTEM	
			General Performance	Closing the Gap	ESEA Grade	Accountability Indicator
2012	Good	Good	TBD	TBD	A	N/A
2011	Good	Good	Silver	N/A	Not Met	N/A
2010	N/A	N/A	N/A	N/A	N/A	N/A

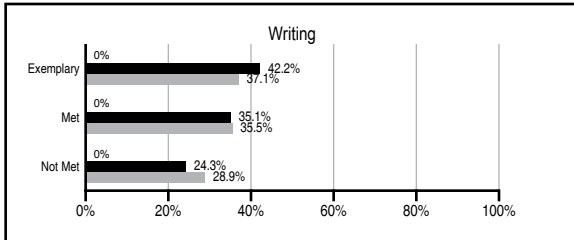
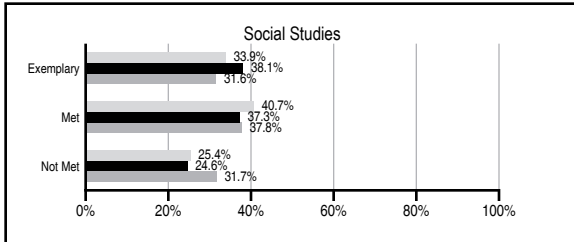
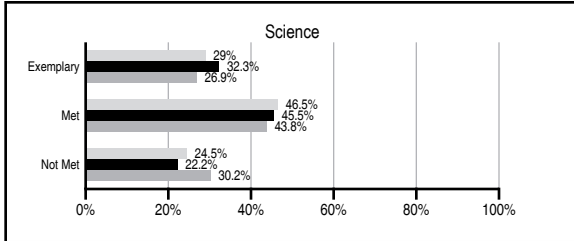
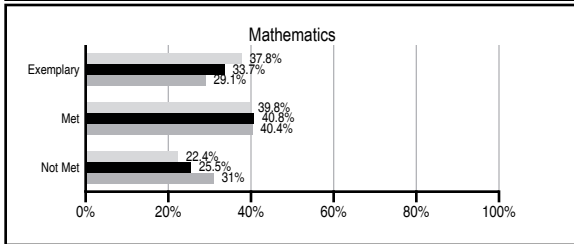
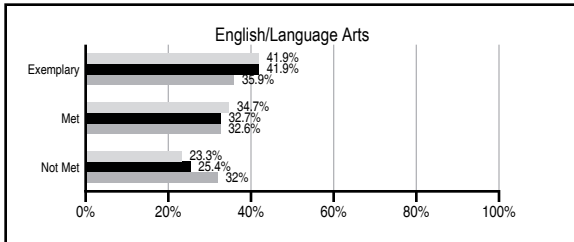
## ABSOLUTE RATINGS OF MIDDLE SCHOOLS WITH STUDENTS LIKE OURS\*

EXCELLENT	GOOD	AVERAGE	BELOW AVERAGE	AT-RISK
16	19	13	0	1

\* Ratings are calculated with data available by 11/07/2012. Schools with Students Like Ours are Middle Schools with Poverty Indices of no more than 5% above or below the index for this school.

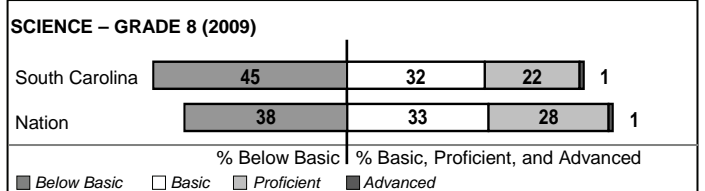
## PASS PERFORMANCE

Our School Middle Schools with Students Like Ours Middle schools statewide



## NAEP PERFORMANCE\*

\* Performance reported for SC and nation, data not available at school level. Percentages at NAEP Achievement Levels.



## END OF COURSE TESTS - 2012

% of students scoring 70 or above on:	Our Middle School	Middle Schools with Students Like Ours
Algebra 1/Math for the Technologies 2	100.0	98.4
English 1	N/A	90.0
Physical Science	N/A	N/A
US History and the Constitution	N/A	9
All Subjects	100.0	96.0

## SC PERFORMANCE VISION

*By 2020 all students will graduate with the knowledge and skills necessary to compete successfully in the global economy, participate in a democratic society and contribute positively as members of families and communities.*

### Abbreviations Key

N/A Not Applicable N/AV Not Available N/C Not Collected N/R Not Reported I/S Insufficient Sample TBD To be determined

# Bluffton Middle School [Beaufort County School District]

## SCHOOL PROFILE

	Our School	Change from Last Year	Middle Schools with Students Like Ours	Median Middle School
<b>Students (n=913)</b>				
Students enrolled in high school credit courses (grades 7 & 8)	9.9%	Up from 4.6%	30.0%	22.9%
Retention rate	1.0%	Up from 0.0%	0.7%	0.8%
Attendance rate	97.8%	Up from 96.8%	96.4%	96.2%
Served by gifted and talented program	N/AV	N/AV	N/AV	N/AV
With disabilities other than speech	N/AV	N/AV	N/AV	N/AV
Older than usual for grade	N/AV	N/AV	N/AV	N/AV
Out-of-school suspensions or expulsions for violent and/or criminal offenses	0.2%	Down from 1.7%	0.6%	0.5%
Annual dropout rate	0.0%	N/A	0.0%	0.0%
<b>Teachers (n=55)</b>				
Teachers with advanced degrees	67.3%	Down from 67.9%	62.5%	61.3%
Continuing contract teachers	N/AV	N/AV	N/AV	N/AV
Teachers returning from previous year	N/A	N/A	88.4%	86.7%
Teacher attendance rate	93.2%	Down from 93.7%	95.3%	95.2%
Average teacher salary*	\$47,505	Down 2.6%	\$46,977	\$46,422
Classes not taught by highly qualified teachers	11.3%	Up from 3.7%	1.6%	2.0%
Professional development days/teacher	4.7 days	Down from 18.1 days	10.9 days	10.0 days
<b>School</b>				
Principal's years at school	2.0	Up from 1.0	5.0	4.0
Student-teacher ratio in core subjects	22.6 to 1	Down from 23.4 to 1	24.0 to 1	22.0 to 1
Prime instructional time	88.9%	Up from 88.4%	90.4%	90.1%
Opportunities in the arts	Excellent	No Change	Good	Good
SACS accreditation	Yes	No Change	Yes	Yes
Parents attending conferences	98.1%	Up from 75.2%	98.8%	98.8%
Character development program	Excellent	Up from Good	Good	Good
Dollars spent per pupil**	\$6,507	N/A	\$6,803	\$7,245
Percent of expenditures for instruction**	65.8%	N/A	63.2%	63.1%
Percent of expenditures for teacher salaries**	63.8%	N/A	61.4%	60.9%
ESEA composite index score	95.4	N/A	90.0	88.1

\* Length of contract = 185+ days.

\*\* Prior year audited financial data available.

## EVALUATION RESULTS

	Teachers	Students*	Parents*
Number of surveys returned	31	375	110
Percent satisfied with learning environment	67.7%	73.7%	83.2%
Percent satisfied with social and physical environment	71.0%	74.4%	76.4%
Percent satisfied with school-home relations	64.5%	84.8%	71.4%

\*Only students at the highest middle school grade level at this school and their parents were included.

## REPORT OF PRINCIPAL AND SCHOOL IMPROVEMENT COUNCIL

Bluffton Middle School (BLMS) staff and students worked hard in the 2011-2012 school year to maintain and advance the wonderful start of our inaugural year. Our state-of-the-art facility was well maintained and our resources were used wisely to advance student success in a caring and support learning environment. Over 900 6th and 7th grade students, assisted by over 80 professional staff, participated in our dynamic learning environment each day.

Our ongoing work in the areas of technology use and 21st century literacy acquisition was celebrated as our school earned the South Carolina Middle School Technology Innovation Award this year. Our students produced and published authentic work throughout the school year. Students participated in a digital science fair and students qualified for the Regional Science Fair. Outdoor studies included an overnight field trip, museum visits, math and science experiments, visits from local naturalists and artists, kayaking, and more.

141 BLMS students qualified as Duke Tip Scholars. Students showcased their talents in four productions of Cinderella, The Musical. Sixteen students were selected for the All-County Band and the BLMS band scored an "Excellent Rating" at the BCSD County Festival. A Night of the Arts celebrated the arts and showcased student talent. Students were selected monthly by their teachers as "Mustangs of the Month" based upon overall student performance and following the Mustang Path. Teachers also selected Mustangs of the Year from each team. Students participated in a cross-curricular unit of study based on the national program "River of Words." The project integrated English Language Arts, Geography, Science, and Visual Arts. A Spelling Bee and Geography Bee was held. Students participated in Family Math Night, World Math Day and Pi Day. On November 10, we hosted the Sun City Veterans Association for a presentation to students and community members honoring and thanking the veterans in our community. Staff and students participated in our 2nd Annual Health Fair held in October. It was an opportunity for all to share information about good health practices. Over 375 students were honored at our June Awards Ceremony for making either the Principal's honor roll or honor roll. 132 6th and 7th grade students were inducted in to the National Junior Honor Society. 50 students were inducted in to the Ladies Club and Gentlemen's Club. These clubs focus on teaching young men and women leadership, respect and etiquette.

Our students participated in a variety of community service projects. 180 stuffed animals were collected and donated to our local Cancer Thrift store by our student council. Over 100 Gently-used coats, sweaters and jackets and over 200 canned goods were donated to the Bluffton Self Help. We donated \$150.00 to the 911 Memorial Fund by sales of 9/11 ribbons. Our students raised over \$400 and our generous PTO matched what was collected for a local student and his heroic battle against cancer. Students collected pop tops to help provide free dental work for members of our community. 8 families in our community had a memorable Christmas due to the nearly 200 gifts donated during the holiday season.

Dr. Dereck Rhoads, Principal  
Kefford, SIC Chair

Loretta

Comprehensive detail, including definitions of ratings, performance criteria, and explanations of status, is available on [www.ed.sc.gov](http://www.ed.sc.gov) and [www.eoc.sc.gov](http://www.eoc.sc.gov) as well as school and school district websites.

Printed versions are available from school districts upon request.

### Abbreviations Key

N/A Not Applicable N/AV Not Available N/C Not Collected N/R Not Reported I/S Insufficient Sample TBD To be determined

NI Newly Identified CSI Continuing School Improvement CA Corrective Action RP Plan to Restructure R Restructure DELAY School Improvement Status HOLD School Improvement Status