



# SC Annual School Report Card Summary

Whale Branch Middle School  
 Beaufort County School District  
 Grades: 5-8 Enrollment: 364  
 Principal: Matthew David Hunt  
 Superintendent: Dr. Valerie Truesdale  
 Board Chair: Fred Washington

## PERFORMANCE

Comprehensive detail, including definitions of ratings, performance criteria, and explanations of status, is available on [www.ed.sc.gov](http://www.ed.sc.gov) and [www.eoc.sc.gov](http://www.eoc.sc.gov) as well as school and school district websites. Printed versions are available from school districts upon request.

YEAR	ABSOLUTE RATING	GROWTH RATING	PALMETTO GOLD AND SILVER AWARD		ESEA/FEDERAL ACCOUNTABILITY RATING SYSTEM	
			General Performance	Closing the Gap	ESEA Grade	Accountability Indicator
2012	Average	Average	TBD	TBD	D	N/A
2011	Average	Good	Silver	N/A	Not Met	N/A
2010	Below Average	Average	N/A	N/A	Met	N/A

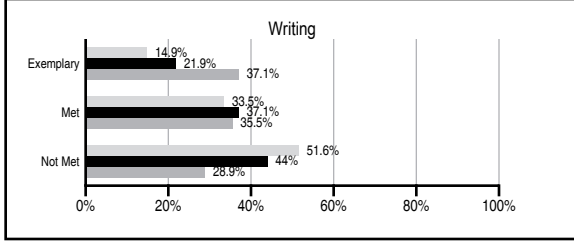
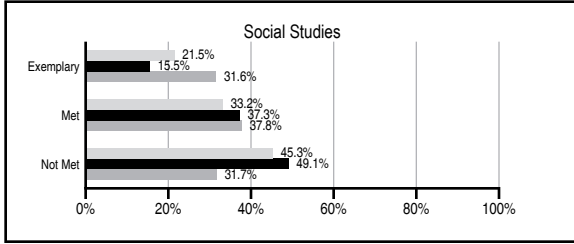
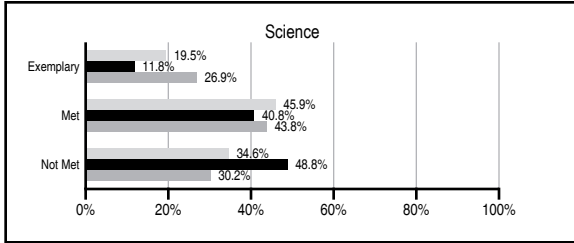
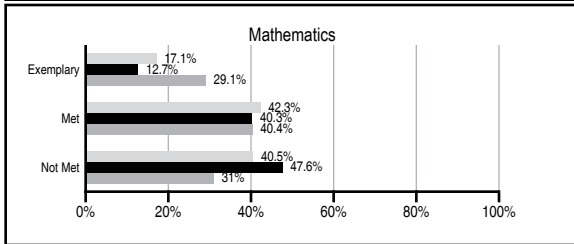
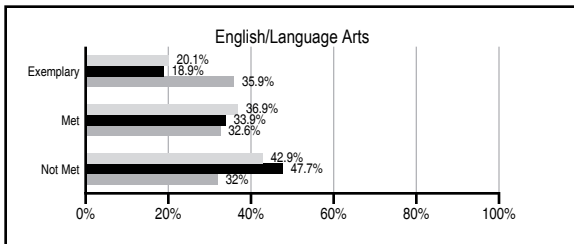
## ABSOLUTE RATINGS OF MIDDLE SCHOOLS WITH STUDENTS LIKE OURS\*

EXCELLENT	GOOD	AVERAGE	BELOW AVERAGE	AT-RISK
0	1	25	23	21

\* Ratings are calculated with data available by 11/07/2012. Schools with Students Like Ours are Middle Schools with Poverty Indices of no more than 5% above or below the index for this school.

## PASS PERFORMANCE

Our School Middle Schools with Students Like Ours Middle schools statewide



## NAEP PERFORMANCE\*

\* Performance reported for SC and nation, data not available at school level. Percentages at NAEP Achievement Levels.



## END OF COURSE TESTS - 2012

% of students scoring 70 or above on:	Our Middle School	Middle Schools with Students Like Ours
Algebra 1/Math for the Technologies 2	86.5	87.9
English 1	50.0	76.6
Physical Science	N/A	N/A
US History and the Constitution	N/A	N/A
All Subjects	84.6	85.7

## SC PERFORMANCE VISION

*By 2020 all students will graduate with the knowledge and skills necessary to compete successfully in the global economy, participate in a democratic society and contribute positively as members of families and communities.*

### Abbreviations Key

N/A Not Applicable N/AV Not Available N/C Not Collected N/R Not Reported I/S Insufficient Sample TBD To be determined

**Whale Branch Middle School  
[Beaufort County School District]**

**SCHOOL PROFILE**

	Our School	Change from Last Year	Middle Schools with Students Like Ours	Median Middle School
<b>Students (n=364)</b>				
Students enrolled in high school credit courses (grades 7 & 8)	53.3%	Up from 25.5%	15.0%	22.9%
Retention rate	0.8%	Up from 0.6%	1.2%	0.8%
Attendance rate	97.6%	Down from 97.9%	95.8%	96.2%
Served by gifted and talented program	N/AV	N/AV	N/AV	N/AV
With disabilities other than speech	N/AV	N/AV	N/AV	N/AV
Older than usual for grade	N/AV	N/AV	N/AV	N/AV
Out-of-school suspensions or expulsions for violent and/or criminal offenses	9.6%	Up from 0.6%	0.5%	0.5%
Annual dropout rate	0.0%	No Change	0.0%	0.0%
<b>Teachers (n=31)</b>				
Teachers with advanced degrees	61.3%	Up from 46.7%	59.3%	61.3%
Continuing contract teachers	N/AV	N/AV	N/AV	N/AV
Teachers returning from previous year	69.3%	Up from 66.9%	79.9%	86.7%
Teacher attendance rate	94.2%	Down from 95.8%	95.2%	95.2%
Average teacher salary*	\$48,754	Down 0.3%	\$43,350	\$46,422
Classes not taught by highly qualified teachers	5.9%	Down from 14.2%	3.0%	2.0%
Professional development days/teacher	16.3 days	Down from 18.2 days	9.1 days	10.0 days
<b>School</b>				
Principal's years at school	1.0	Down from 3.0	2.0	4.0
Student-teacher ratio in core subjects	21.9 to 1	Up from 17.5 to 1	19.0 to 1	22.0 to 1
Prime instructional time	89.3%	Down from 90.5%	89.6%	90.1%
Opportunities in the arts	Good	No Change	Good	Good
SACS accreditation	Yes	No Change	Yes	Yes
Parents attending conferences	99.8%	Up from 99.4%	98.1%	98.8%
Character development program	Good	No Change	Good	Good
Dollars spent per pupil**	\$12,701	Down 6.5%	\$9,384	\$7,245
Percent of expenditures for instruction**	54.7%	Down from 59.2%	58.6%	63.1%
Percent of expenditures for teacher salaries**	52.1%	Down from 53.0%	53.2%	60.9%
ESEA composite index score	69.5	N/A	68.3	88.1

\* Length of contract = 185+ days.

\*\* Prior year audited financial data available.

**EVALUATION RESULTS**

	Teachers	Students*	Parents*
Number of surveys returned	34	64	36
Percent satisfied with learning environment	97.1%	81.0%	88.9%
Percent satisfied with social and physical environment	100.0%	82.8%	85.3%
Percent satisfied with school-home relations	67.6%	76.6%	77.8%

\*Only students at the highest middle school grade level at this school and their parents were included.

**REPORT OF PRINCIPAL AND SCHOOL IMPROVEMENT COUNCIL**

2011-2012 was a banner year at Whale Branch Middle School. Years of hard work and focus on teaching and learning paid off as our school became the recipient of two national awards: the prestigious Teacher Advancement Program (TAP) National Founder's Award, and the National School Change Award. WBMS was also recognized as a Palmetto Silver Award Winner at the state level for closing the achievement gap. Finally, our music program received a national grant for music instruments from the Mr. Holland's Opus Foundation.

WBMS students completed another successful year of the Science, Technology, Engineering, and Math (STEM) academy. Students had the opportunity to conduct field studies through experiences at Hunting Island State Park, Riverbanks Zoological Gardens, Spring Island Nature Preserve, and the South Carolina State House Museum. Engineering projects included the design and construction of terrariums, roller coasters, and catapults.

Our seventh grade students were given two additional grants this year that provided them with extended opportunities for educational advancement. The first is the opportunity to work with a graduation coach through a state initiative called GEAR-UP. This program provides the students with a full-time graduation coach who will be with them from seventh grade through graduation from high school. The aim of the program is to increase graduation rates and college enrollment. Through this program, students were able to participate in college fairs, have access to tutors, and visit college campuses.

The second opportunity that the students received is a grant called, It's Your Game, Keep It Real. This grant provides students with access to a comprehensive health education curriculum and funds to secure resources that promote healthy lifestyles and encourage healthy decision making.

Because we cannot do what we do alone, our efforts to build home/school relationships involved the following: Parent to Parent training, Gentlemen's Club, ORCA's Arts Showcase, Star Watch, Beaufort Marine Institute (BMI), Faith Leader's Luncheon, Mental Health Counselors, Family Literacy Night, Family Game Night, Parent/Community Liaison, STEM Showcase, School Fusion website, and School Messenger.

The staff, students, and parents of the Whale Branch Community will continue to promote excellence in teaching and learning. We will continue to provide our students with unique learning opportunities and to prepare them with the skills necessary to compete in the 21st Century.

Matthew David Hunt-Principal, Mary Rock-SIC Chair, Deeni Everly-PTO Chair

Comprehensive detail, including definitions of ratings, performance criteria, and explanations of status, is available on [www.ed.sc.gov](http://www.ed.sc.gov) and [www.eoc.sc.gov](http://www.eoc.sc.gov) as well as school and school district websites.

Printed versions are available from school districts upon request.

**Abbreviations Key**

N/A Not Applicable N/AV Not Available N/C Not Collected N/R Not Reported I/S Insufficient Sample TBD To be determined  
NI Newly Identified CSI Continuing School Improvement CA Corrective Action RP Plan to Restructure R Restructure DELAY School Improvement Status HOLD School Improvement Status