



# SC Annual School Report Card Summary

H.E. McCracken Middle School  
 Beaufort County School District  
 Grades: 8-9 Enrollment: 893  
 Principal: Phillip.Shaw@Beaufort.k12.sc.us  
 Superintendent: Dr. Valerie Truesdale  
 Board Chair: Fred Washington

## PERFORMANCE

Comprehensive detail, including definitions of ratings, performance criteria, and explanations of status, is available on [www.ed.sc.gov](http://www.ed.sc.gov) and [www.eoc.sc.gov](http://www.eoc.sc.gov) as well as school and school district websites. Printed versions are available from school districts upon request.

YEAR	ABSOLUTE RATING	GROWTH RATING	PALMETTO GOLD AND SILVER AWARD		ESEA/FEDERAL ACCOUNTABILITY RATING SYSTEM	
			General Performance	Closing the Gap	ESEA Grade	Accountability Indicator
2012	Good	Good	TBD	TBD	B	N/A
2011	Average	Good	Silver	N/A	Not Met	N/A
2010	Average	Good	Silver	N/A	Not Met	N/A

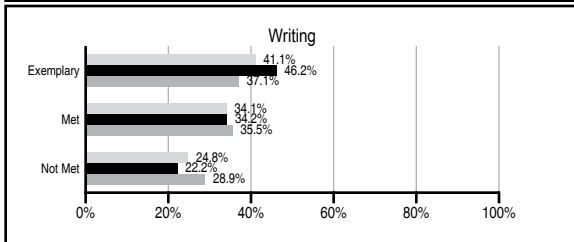
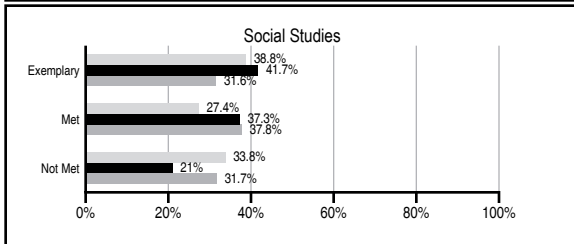
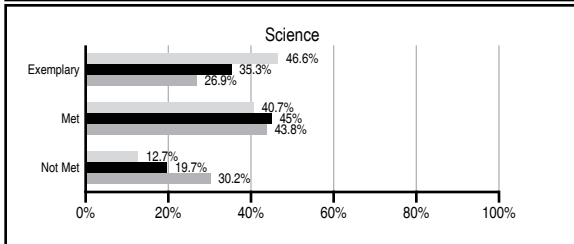
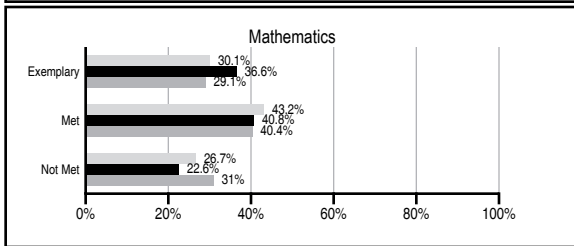
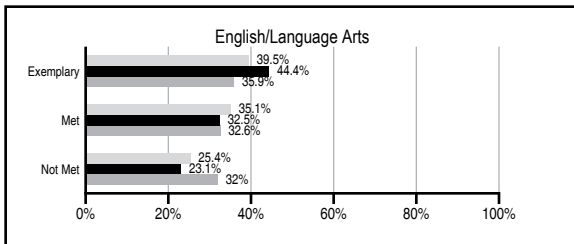
## ABSOLUTE RATINGS OF MIDDLE SCHOOLS WITH STUDENTS LIKE OURS\*

EXCELLENT	GOOD	AVERAGE	BELOW AVERAGE	AT-RISK
20	15	6	0	1

\* Ratings are calculated with data available by 11/07/2012. Schools with Students Like Ours are Middle Schools with Poverty Indices of no more than 5% above or below the index for this school.

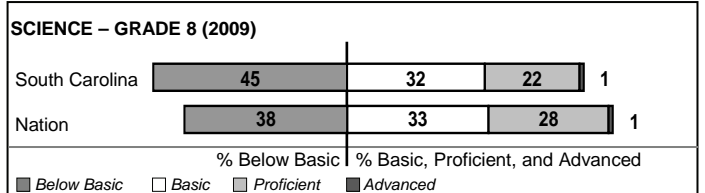
## PASS PERFORMANCE

Our School Middle Schools with Students Like Ours Middle schools statewide



## NAEP PERFORMANCE\*

\* Performance reported for SC and nation, data not available at school level. Percentages at NAEP Achievement Levels.



## END OF COURSE TESTS - 2012

% of students scoring 70 or above on:	Our Middle School	Middle Schools with Students Like Ours
Algebra 1/Math for the Technologies 2	84.9	97.9
English 1	76.4	93.0
Physical Science	N/A	N/A
US History and the Constitution	9.1	9
All Subjects	81.5	94.8

## SC PERFORMANCE VISION

*By 2020 all students will graduate with the knowledge and skills necessary to compete successfully in the global economy, participate in a democratic society and contribute positively as members of families and communities.*

### Abbreviations Key

N/A Not Applicable N/AV Not Available N/C Not Collected N/R Not Reported I/S Insufficient Sample TBD To be determined

**H.E. McCracken Middle School**  
**[Beaufort County School District]**

**SCHOOL PROFILE**

	Our School	Change from Last Year	Middle Schools with Students Like Ours	Median Middle School
<b>Students (n=893)</b>				
Students enrolled in high school credit courses (grades 7 & 8)	28.9%	Down from 48.6%	28.3%	22.9%
Retention rate	5.0%	Up from 1.1%	0.8%	0.8%
Attendance rate	96.8%	Up from 96.4%	96.6%	96.2%
Served by gifted and talented program	N/AV	N/AV	N/AV	N/AV
With disabilities other than speech	N/AV	N/AV	N/AV	N/AV
Older than usual for grade	N/AV	N/AV	N/AV	N/AV
Out-of-school suspensions or expulsions for violent and/or criminal offenses	1.3%	Down from 2.0%	0.3%	0.5%
Annual dropout rate	0.9%	Up from 0.0%	0.0%	0.0%
<b>Teachers (n=50)</b>				
Teachers with advanced degrees	66.0%	Up from 59.3%	63.5%	61.3%
Continuing contract teachers	N/AV	N/AV	N/AV	N/AV
Teachers returning from previous year	71.9%	Down from 72.2%	89.1%	86.7%
Teacher attendance rate	93.3%	Down from 93.8%	95.2%	95.2%
Average teacher salary*	\$47,376	Up 1.2%	\$47,604	\$46,422
Classes not taught by highly qualified teachers	12.1%	Up from 4.5%	1.9%	2.0%
Professional development days/teacher	9.7 days	Down from 10.4 days	10.4 days	10.0 days
<b>School</b>				
Principal's years at school	6.0	Up from 5.0	5.0	4.0
Student-teacher ratio in core subjects	26.0 to 1	Up from 23.5 to 1	23.5 to 1	22.0 to 1
Prime instructional time	88.9%	Down from 89.3%	91.1%	90.1%
Opportunities in the arts	Excellent	Up from Good	Excellent	Good
SACS accreditation	Yes	No Change	Yes	Yes
Parents attending conferences	98.8%	Down from 99.8%	98.8%	98.8%
Character development program	Excellent	No Change	Excellent	Good
Dollars spent per pupil**	\$7,493	Up 12.7%	\$7,025	\$7,245
Percent of expenditures for instruction**	63.5%	Down from 69.3%	63.2%	63.1%
Percent of expenditures for teacher salaries**	60.2%	Down from 66.5%	62.0%	60.9%
ESEA composite index score	81.1	N/A	91.8	88.1

\* Length of contract = 185+ days.

\*\* Prior year audited financial data available.

**EVALUATION RESULTS**

	Teachers	Students*	Parents*
Number of surveys returned	32	270	104
Percent satisfied with learning environment	75.0%	75.0%	86.4%
Percent satisfied with social and physical environment	84.4%	80.6%	79.0%
Percent satisfied with school-home relations	68.8%	86.0%	70.6%

\*Only students at the highest middle school grade level at this school and their parents were included.

**REPORT OF PRINCIPAL AND SCHOOL IMPROVEMENT COUNCIL**

McCracken had another fantastic year! We exceeded all state averages on our PASS scores. Most of these scores increased by double digit gains. Our high school End of Course scores were the best in the district for Biology and Algebra I, with our English I scores being extremely competitive as well.

This year we were able to participate in cluster wide secondary staff development and articulation. The instructional staffs from Bluffton Middle and Bluffton High joined with McCracken to participate in teacher led professional development and articulation. This opportunity was the first of its kind and tremendously successful.

On the fields of play, our girls basketball team won league champions. Our boys and girls baseball and softball teams won both the league and tournament championships.

Our Science Olympiad team placed 2nd in the state. For the regional science fair, our students placed 1st with best in show out of all our regional public and private schools for the middle level division. The band earned a superior rating at the state concert festival, with straight superiors at our local district festival. Two of our students were selected for all region band. A delegation of eighth- and ninth-graders went to South Carolina Youth in Government and completed their first convention in Columbia. Seventeen students participated in the "mock" State House of Representatives and the State Senate. The McCracken delegation received a "Premier Delegation Award" - one of only four given to the middle schools participating. In addition, one of our students received the "Outstanding Statesman" award. The team also received 2 "Outstanding Bills" awards. So in their first year, five out of 17 students received awards, and the entire delegation received a "Premier" Award.

This year in addition to our monthly meeting, our SIC met twice cluster wide to discuss many topics including growth, bullying and our budget. This venue continues to be the most influential and best opportunity for our parents to actively participate in our school. We look forward to another fantastic year together as we build the absolute best school providing the absolute best education for our students.

Phillip Shaw, Principal  
 Covert – SIC Chair

Mike

Comprehensive detail, including definitions of ratings, performance criteria, and explanations of status, is available on [www.ed.sc.gov](http://www.ed.sc.gov) and [www.eoc.sc.gov](http://www.eoc.sc.gov) as well as school and school district websites.

Printed versions are available from school districts upon request.

**Abbreviations Key**

N/A Not Applicable N/AV Not Available N/C Not Collected N/R Not Reported I/S Insufficient Sample TBD To be determined

NI Newly Identified CSI Continuing School Improvement CA Corrective Action RP Plan to Restructure R Restructure DELAY School Improvement Status HOLD School Improvement Status