



# SC Annual School Report Card Summary

Lady's Island Middle School  
 Beaufort County School District  
 Grades: 5-8 Enrollment: 777  
 Principal: Mona Lise Dickson  
 Superintendent: Dr. Valerie Truesdale  
 Board Chair: Fred Washington

## PERFORMANCE

Comprehensive detail, including definitions of ratings, performance criteria, and explanations of status, is available on [www.ed.sc.gov](http://www.ed.sc.gov) and [www.eoc.sc.gov](http://www.eoc.sc.gov) as well as school and school district websites. Printed versions are available from school districts upon request.

YEAR	ABSOLUTE RATING	GROWTH RATING	PALMETTO GOLD AND SILVER AWARD		ESEA/FEDERAL ACCOUNTABILITY RATING SYSTEM	
			General Performance	Closing the Gap	ESEA Grade	Accountability Indicator
2012	Average	Average	TBD	TBD	C	N/A
2011	Average	Average	Silver	N/A	Not Met	N/A
2010	Average	Average	N/A	N/A	Not Met	N/A

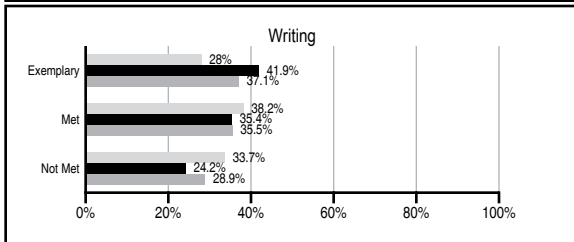
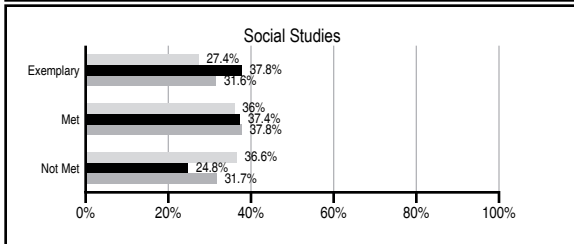
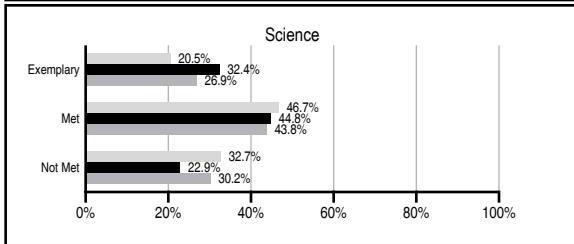
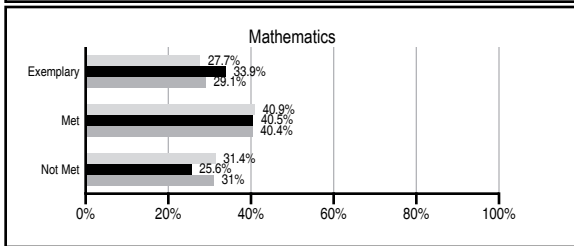
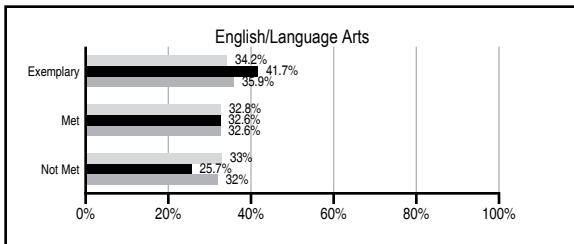
## ABSOLUTE RATINGS OF MIDDLE SCHOOLS WITH STUDENTS LIKE OURS\*

EXCELLENT	GOOD	AVERAGE	BELOW AVERAGE	AT-RISK
14	20	14	0	1

\* Ratings are calculated with data available by 11/07/2012. Schools with Students Like Ours are Middle Schools with Poverty Indices of no more than 5% above or below the index for this school.

## PASS PERFORMANCE

Our School Middle Schools with Students Like Ours Middle schools statewide



## NAEP PERFORMANCE\*

\* Performance reported for SC and nation, data not available at school level. Percentages at NAEP Achievement Levels.



## END OF COURSE TESTS - 2012

% of students scoring 70 or above on:	Our Middle School	Middle Schools with Students Like Ours
Algebra 1/Math for the Technologies 2	90.3	97.8
English 1	0.0	87.8
Physical Science	N/A	N/A
US History and the Constitution	N/A	N/A
All Subjects	84.8	95.3

## SC PERFORMANCE VISION

By 2020 all students will graduate with the knowledge and skills necessary to compete successfully in the global economy, participate in a democratic society and contribute positively as members of families and communities.

### Abbreviations Key

N/A Not Applicable N/AV Not Available N/C Not Collected N/R Not Reported I/S Insufficient Sample TBD To be determined

**Lady's Island Middle School**  
**[Beaufort County School District]**

**SCHOOL PROFILE**

	Our School	Change from Last Year	Middle Schools with Students Like Ours	Median Middle School
<b>Students (n=777)</b>				
Students enrolled in high school credit courses (grades 7 & 8)	23.9%	Up from 23.1%	35.5%	22.9%
Retention rate	0.5%	Up from 0.1%	0.7%	0.8%
Attendance rate	97.5%	Up from 97.3%	96.3%	96.2%
Served by gifted and talented program	N/AV	N/AV	N/AV	N/AV
With disabilities other than speech	N/AV	N/AV	N/AV	N/AV
Older than usual for grade	N/AV	N/AV	N/AV	N/AV
Out-of-school suspensions or expulsions for violent and/or criminal offenses	5.4%	Up from 0.0%	0.7%	0.5%
Annual dropout rate	0.0%	No Change	0.0%	0.0%
<b>Teachers (n=51)</b>				
Teachers with advanced degrees	72.5%	Down from 77.1%	61.9%	61.3%
Continuing contract teachers	N/AV	N/AV	N/AV	N/AV
Teachers returning from previous year	73.5%	Down from 75.8%	88.2%	86.7%
Teacher attendance rate	94.5%	Down from 96.2%	95.3%	95.2%
Average teacher salary*	\$49,550	Down 1.1%	\$47,022	\$46,422
Classes not taught by highly qualified teachers	9.0%	Up from 4.6%	0.6%	2.0%
Professional development days/teacher	16.2 days	Up from 9.7 days	11.4 days	10.0 days
<b>School</b>				
Principal's years at school	1.0	No Change	3.0	4.0
Student-teacher ratio in core subjects	23.3 to 1	Up from 21.9 to 1	23.7 to 1	22.0 to 1
Prime instructional time	90.4%	Down from 90.8%	90.3%	90.1%
Opportunities in the arts	Excellent	Up from Good	Good	Good
SACS accreditation	Yes	No Change	Yes	Yes
Parents attending conferences	89.9%	Down from 98.6%	98.2%	98.8%
Character development program	Good	Up from Average	Good	Good
Dollars spent per pupil**	\$7,423	Down 4.0%	\$6,948	\$7,245
Percent of expenditures for instruction**	62.0%	Up from 61.3%	63.2%	63.1%
Percent of expenditures for teacher salaries**	59.5%	Up from 58.7%	61.5%	60.9%
ESEA composite index score	77.6	N/A	89.9	88.1

\* Length of contract = 185+ days.

\*\* Prior year audited financial data available.

**EVALUATION RESULTS**

	Teachers	Students*	Parents*
Number of surveys returned	39	188	86
Percent satisfied with learning environment	63.2%	55.3%	51.2%
Percent satisfied with social and physical environment	76.9%	60.6%	57.0%
Percent satisfied with school-home relations	76.9%	86.2%	57.6%

\*Only students at the highest middle school grade level at this school and their parents were included.

Comprehensive detail, including definitions of ratings, performance criteria, and explanations of status, is available on [www.ed.sc.gov](http://www.ed.sc.gov) and [www.eoc.sc.gov](http://www.eoc.sc.gov) as well as school and school district websites.

Printed versions are available from school districts upon request.

**REPORT OF PRINCIPAL AND SCHOOL IMPROVEMENT COUNCIL**

Lady's Island Middle School completed yet another successful year. Our school was the recipient of the South Carolina's Palmetto's Silver Award. This award indicates that our school has made tremendous gains for General Performance. We inducted seventeen Junior Scholars and had the overall winner for the Education Oversight Committee Contest, Mattie Jo Thomas. Another highlight of this school year was being named a Bronze Level winner for South Carolina Healthy School. Lastly, our students and staff raised over \$5000.00 for the American Cancer Society.

LIMS students completed the third year of the Science, Technology, Engineering, and Math (STEM) Academy with great enthusiasm. In addition to an overnight field trip to Space Camp, our students also went to Hunting Island State Park, South Carolina State Museum, Water Day, and Coastal Discovery Museum.

We continued this year with Stephen Peters' Gentlemen's Club. This year, our Gentlemen's Club was under the tutelage of Mr. Eric Mohrman and experienced different activities this year. The Gentlemen's Club coordinated the first ever talent show at LIMS. We will begin a Ladies' Club for the 2012-2013 academic year. We introduced for our 8th graders LIMS Junior Leadership under the guidance of Mr. Scott Shipsey. The students were able to meet various leaders of Beaufort County and visit Penn Center, Beaufort Memorial Hospital, Marine Air Core Station and the Government Center, just to name a few. This opportunity for our students was sponsored by Lady's Island Professional Business Association, LIPBA.

Teachers were able to strengthen academic instruction through the Teacher Advancement Program (TAP), and by utilizing student data from sources such as: Measures of Academic Progress (MAP), USA Test Prep, and Compass Learning. In combination with classroom assessments the teachers were able to address individual student strengths and challenges to ensure each student was given the opportunity to meet their 1 year's growth.

Students, staff and parents were introduced to our Cougar Matrix of Intelligent Behaviors along with the Habits of Mind. The Cougar matrix was posted throughout the school and clearly defined the behavioral expectations of our community of learners. Cougars are Compassionate, Open-Minded, Understanding, Global, Accountable, Respectful and practice Self-Control.

Because we cannot do what we do alone, our efforts to build home/school relationships involved the following: MAP Nights, Gentlemen's Club, Relay for Life, Family Literacy and Math Nights, Military/Community Liaison, PBIS, PBIS Award Days, Recycling Program, It's Your Game, STEM Showcase, School Fusion website, and utilization of School Messenger.

In addition to academic success, LIMS athletes added to their trophy case this year as the Volleyball team won the District Championship and posted an undefeated season. The football team, baseball team and track teams made the playoffs this season. Our cheerleaders earned the Banana Split Award and trophies for their competitions. Also, LIMS cheerleaders were featured in Varsity magazine for their efforts at UCA Cheerleading Camp.

The staff, students, and parents of the Lady's Island Community will continue to promote excellence in teaching and learning. Through planning, implementation, and reflection, we strive for accuracy each and every day to ensure our students are prepared for the next level in their

**Abbreviations Key**

N/A Not Applicable N/AV Not Available N/C Not Collected N/R Not Reported I/S Insufficient Sample TBD To be determined

NI Newly Identified CSI Continuing School Improvement CA Corrective Action RP Plan to Restructure R Restructure DELAY School Improvement Status HOLD School Improvement Status