



SC Annual School Report Card Summary

Denmark-Olar Middle
 Bamberg 2
 Grades: 6-8 Enrollment: 185
 Principal: Daryl Brockington
 Superintendent: Dr. Thelma F. Sojourner
 Board Chair: Larry D. Bias

PERFORMANCE

Comprehensive detail, including definitions of ratings, performance criteria, and explanations of status, is available on www.ed.sc.gov and www.eoc.sc.gov as well as school and school district websites. Printed versions are available from school districts upon request.

YEAR	ABSOLUTE RATING	GROWTH RATING	PALMETTO GOLD AND SILVER AWARD		ESEA/FEDERAL ACCOUNTABILITY RATING SYSTEM	
			General Performance	Closing the Gap	ESEA Grade	Accountability Indicator
2012	At-Risk	Average	TBD	TBD	A	N/A
2011	At-Risk	At-Risk	N/A	N/A	Not Met	N/A
2010	At-Risk	At-Risk	N/A	N/A	Not Met	N/A

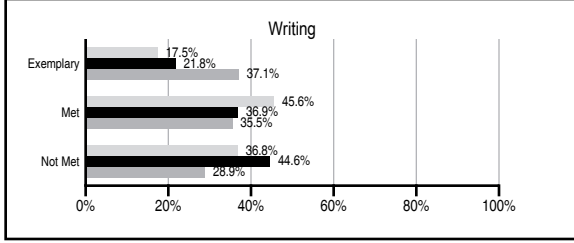
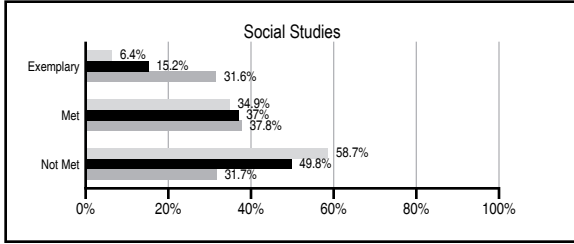
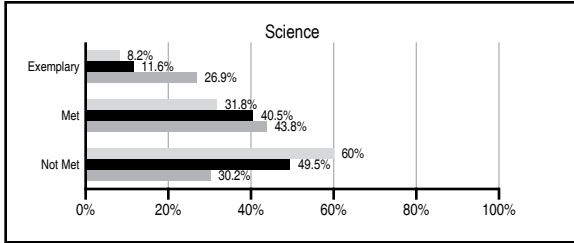
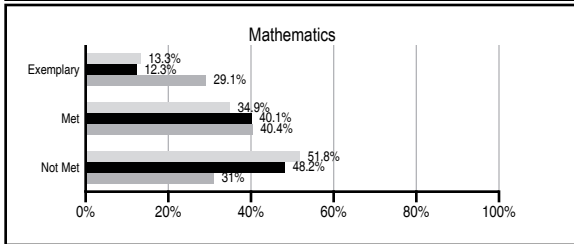
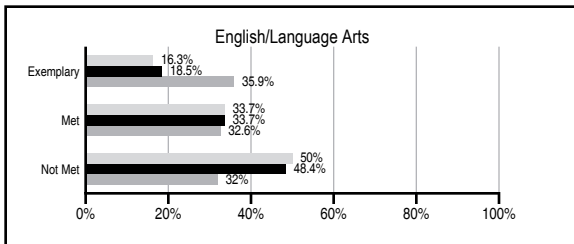
ABSOLUTE RATINGS OF MIDDLE SCHOOLS WITH STUDENTS LIKE OURS*

EXCELLENT	GOOD	AVERAGE	BELOW AVERAGE	AT-RISK
0	1	21	21	20

* Ratings are calculated with data available by 11/07/2012. Schools with Students Like Ours are Middle Schools with Poverty Indices of no more than 5% above or below the index for this school.

PASS PERFORMANCE

Our School Middle Schools with Students Like Ours Middle schools statewide



NAEP PERFORMANCE*

* Performance reported for SC and nation, data not available at school level. Percentages at NAEP Achievement Levels.



END OF COURSE TESTS - 2012

% of students scoring 70 or above on:	Our Middle School	Middle Schools with Students Like Ours
Algebra 1/Math for the Technologies 2	100.0	87.0
English 1	80.0	75.8
Physical Science	N/A	N/A
US History and the Constitution	N/A	N/A
All Subjects	86.4	84.7

SC PERFORMANCE VISION

By 2020 all students will graduate with the knowledge and skills necessary to compete successfully in the global economy, participate in a democratic society and contribute positively as members of families and communities.

Abbreviations Key

N/A Not Applicable N/AV Not Available N/C Not Collected N/R Not Reported I/S Insufficient Sample TBD To be determined

Denmark-Olar Middle [Bamberg 2]

SCHOOL PROFILE

	Our School	Change from Last Year	Middle Schools with Students Like Ours	Median Middle School
Students (n=185)				
Students enrolled in high school credit courses (grades 7 & 8)	0.0%	Down from 10.3%	14.3%	22.9%
Retention rate	2.2%	Up from 0.0%	1.1%	0.8%
Attendance rate	99.3%	Up from 99.0%	96.0%	96.2%
Served by gifted and talented program	N/AV	N/AV	N/AV	N/AV
With disabilities other than speech	N/AV	N/AV	N/AV	N/AV
Older than usual for grade	N/AV	N/AV	N/AV	N/AV
Out-of-school suspensions or expulsions for violent and/or criminal offenses	0.0%	No Change	0.4%	0.5%
Annual dropout rate	0.0%	No Change	0.0%	0.0%
Teachers (n=12)				
Teachers with advanced degrees	58.3%	Up from 45.5%	58.5%	61.3%
Continuing contract teachers	N/AV	N/AV	N/AV	N/AV
Teachers returning from previous year	65.0%	Up from 64.4%	78.3%	86.7%
Teacher attendance rate	95.0%	Down from 96.7%	95.3%	95.2%
Average teacher salary*	\$37,521	Down 7.3%	\$43,078	\$46,422
Classes not taught by highly qualified teachers	7.4%	Down from 21.3%	3.4%	2.0%
Professional development days/teacher	N/R	N/R	9.1 days	10.0 days
School				
Principal's years at school	0.0	Down from 1.0	2.0	4.0
Student-teacher ratio in core subjects	N/R	N/R	18.4 to 1	22.0 to 1
Prime instructional time	93.3%	Down from 94.8%	89.6%	90.1%
Opportunities in the arts	Poor	Down from Good	Good	Good
SACS accreditation	Yes	No Change	Yes	Yes
Parents attending conferences	0.0%	Down from 67.0%	98.4%	98.8%
Character development program	Average	Down from Excellent	Good	Good
Dollars spent per pupil**	\$13,893	Up 36.4%	\$9,561	\$7,245
Percent of expenditures for instruction**	53.7%	Up from 50.2%	58.5%	63.1%
Percent of expenditures for teacher salaries**	42.3%	Down from 42.9%	53.0%	60.9%
ESEA composite index score	90.3	N/A	67.2	88.1

* Length of contract = 185+ days.

** Prior year audited financial data available.

REPORT OF PRINCIPAL AND SCHOOL IMPROVEMENT COUNCIL

Denmark-Olar Middle School is located in a small, rural town in Denmark, South Carolina. The school is a Title 1 school that is federally funded and is the recipient of the School Improve Grant that is in the third and final year. These funds and allocations, in accordance with our school transformation model, have proven to be very beneficial in our efforts to promote student achievement, accountability, and attendance – turning it all around.

We expect great improvements under the direction of our superintendent, Dr. Thelma Sojourner. The stakeholders of our school have bought into the vision our leader has provided. The most notable and positive improvement for our school has been student achievement. The students made overall gains in all core curriculum areas that were tested on the 2012 Spring PASS assessment. Several programs directly linked to math and English have been implemented and students have shown growth in both areas. Students have also made substantial progress in science and social studies.

The new school year clearly indicates that students are very capable and eager to learn. Special emphasis is placed on maintaining the progress students have made and excelling in all core academic areas. Common Core will continue to be integrated into the curriculum and the use of technology will be extended. Clearly, the faculty and staff are doing everything they can to ensure that all students are equipped to complete the 2012-2013 school year successfully.

Isaac Lee, Principal

EVALUATION RESULTS

	Teachers	Students*	Parents*
Number of surveys returned	10	71	38
Percent satisfied with learning environment	88.9%	59.2%	65.8%
Percent satisfied with social and physical environment	90.0%	54.3%	56.8%
Percent satisfied with school-home relations	50.0%	87.0%	63.9%

*Only students at the highest middle school grade level at this school and their parents were included.

Comprehensive detail, including definitions of ratings, performance criteria, and explanations of status, is available on www.ed.sc.gov and www.eoc.sc.gov as well as school and school district websites.

Printed versions are available from school districts upon request.

Abbreviations Key

N/A Not Applicable N/AV Not Available N/C Not Collected N/R Not Reported I/S Insufficient Sample TBD To be determined
 NI Newly Identified CSI Continuing School Improvement CA Corrective Action RP Plan to Restructure R Restructure DELAY School Improvement Status HOLD School Improvement Status