

SC Annual School Report Card Summary

Glenview Middle School
 Anderson School District Five
 Grades: 6-8 Enrollment: 684
 Principal: Walter A. Mayfield
 Superintendent: Betty T. Bagley
 Board Chair: Mr. Al Norris

PERFORMANCE

Comprehensive detail, including definitions of ratings, performance criteria, and explanations of status, is available on www.ed.sc.gov and www.eoc.sc.gov as well as school and school district websites. Printed versions are available from school districts upon request.

YEAR	ABSOLUTE RATING	GROWTH RATING	PALMETTO GOLD AND SILVER AWARD		ESEA/FEDERAL ACCOUNTABILITY RATING SYSTEM	
			General Performance	Closing the Gap	ESEA Grade	Accountability Indicator
2012	Excellent	Good	TBD	TBD	B	N/A
2011	N/A	N/A	N/A	N/A	N/A	N/A
2010	N/A	N/A	N/A	N/A	N/A </td <td>N/A</td>	N/A

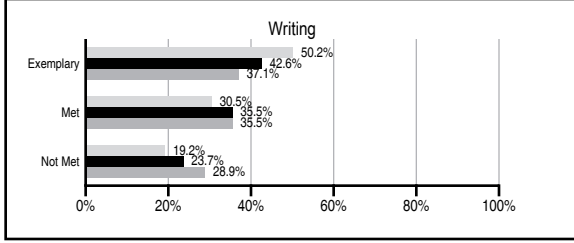
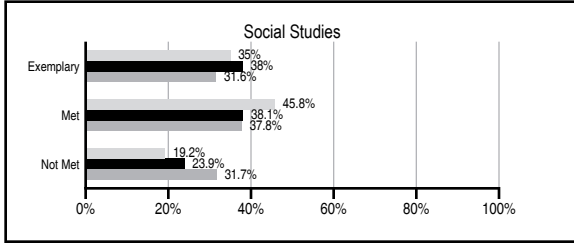
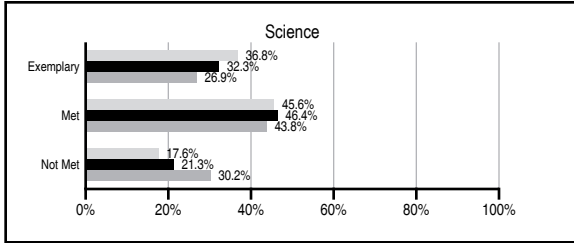
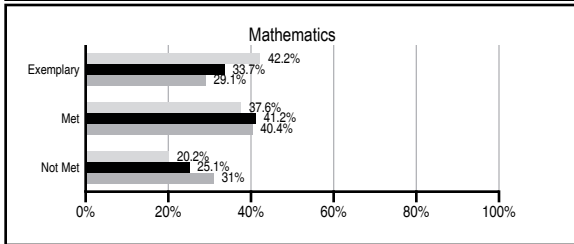
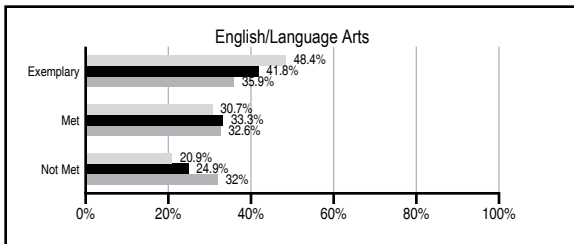
ABSOLUTE RATINGS OF MIDDLE SCHOOLS WITH STUDENTS LIKE OURS*

EXCELLENT	GOOD	AVERAGE	BELOW AVERAGE	AT-RISK
14	18	11	0	1

* Ratings are calculated with data available by 11/07/2012. Schools with Students Like Ours are Middle Schools with Poverty Indices of no more than 5% above or below the index for this school.

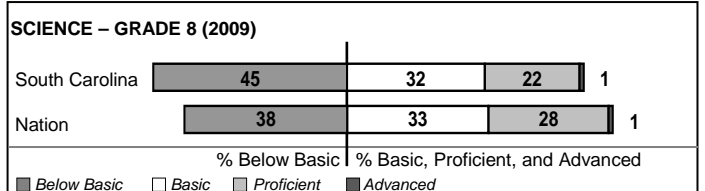


PASS PERFORMANCE

Our School
 Middle Schools with Students Like Ours
 Middle schools statewide



NAEP PERFORMANCE*

* Performance reported for SC and nation, data not available at school level. Percentages at NAEP Achievement Levels.



END OF COURSE TESTS - 2012

% of students scoring 70 or above on:	Our Middle School	Middle Schools with Students Like Ours
Algebra 1/Math for the Technologies 2	100.0	97.7
English 1	98.9	88.0
Physical Science	N/A	N/A
US History and the Constitution	N/A	9
All Subjects	99.4	94.6

SC PERFORMANCE VISION

By 2020 all students will graduate with the knowledge and skills necessary to compete successfully in the global economy, participate in a democratic society and contribute positively as members of families and communities.

Abbreviations Key

N/A Not Applicable N/AV Not Available N/C Not Collected N/R Not Reported I/S Insufficient Sample TBD To be determined

Glenview Middle School [Anderson School District Five]

SCHOOL PROFILE

	Our School	Change from Last Year	Middle Schools with Students Like Ours	Median Middle School
Students (n=684)				
Students enrolled in high school credit courses (grades 7 & 8)	21.0%	N/R	31.0%	22.9%
Retention rate	0.0%	N/A	0.7%	0.8%
Attendance rate	96.4%	N/A	96.6%	96.2%
Served by gifted and talented program	N/AV	N/AV	N/AV	N/AV
With disabilities other than speech	N/AV	N/AV	N/AV	N/AV
Older than usual for grade	N/AV	N/AV	N/AV	N/AV
Out-of-school suspensions or expulsions for violent and/or criminal offenses	0.7%	N/R	0.5%	0.5%
Annual dropout rate	0.2%	N/A	0.0%	0.0%
Teachers (n=47)				
Teachers with advanced degrees	59.6%	N/A	62.5%	61.3%
Continuing contract teachers	N/AV	N/AV	N/AV	N/AV
Teachers returning from previous year	N/A	N/A	88.5%	86.7%
Teacher attendance rate	N/R	N/R	95.3%	95.2%
Average teacher salary*	\$46,768	I/S	\$47,000	\$46,422
Classes not taught by highly qualified teachers	2.1%	N/A	1.4%	2.0%
Professional development days/teacher	19.7 days	N/R	10.7 days	10.0 days
School				
Principal's years at school	1.0	N/R	5.0	4.0
Student-teacher ratio in core subjects	21.5 to 1	N/R	24.1 to 1	22.0 to 1
Prime instructional time	N/A	N/R	91.1%	90.1%
Opportunities in the arts	Excellent	N/R	Good	Good
SACS accreditation	Yes	N/R	Yes	Yes
Parents attending conferences	98.8%	N/R	98.7%	98.8%
Character development program	Good	N/R	Good	Good
Dollars spent per pupil**	N/A	N/A	\$6,789	\$7,245
Percent of expenditures for instruction**	N/A	N/A	62.8%	63.1%
Percent of expenditures for teacher salaries**	N/A	N/A	60.3%	60.9%
ESEA composite index score	86.4	N/A	90.4	88.1

* Length of contract = 185+ days.

** Prior year audited financial data available.

REPORT OF PRINCIPAL AND SCHOOL IMPROVEMENT COUNCIL

In August of 2011 Glenview Middle School opened its doors to 673 students and their families. Our first year went extremely well. We overcame many challenges we faced during the year. We had to bring together a group of teachers from various schools and backgrounds into one faculty and develop a common vision— aspiring to promote a positive school environment which facilitates the growth of our entire learning community. Our students came to us from several schools, and we worked to instill a sense of Glenview pride. With the help of a very active PTO, we sold t-shirts, shorts, book bags, notebooks, magnets and many other items with our Glenview logo, making our name visible throughout our community. We promoted our story through our school website, weekly phone blasts, electronic message board, Twitter, and family newsletters. Our faculty worked diligently to provide the best possible instruction for our students. Faculty members at Glenview completed an average of 152 hours of professional development during the school year including 36 hours applying the latest research on assessment, 36 hours developing common assessments and analyzing the results, 35 hours on integrating technology in the classroom to engage 21st century learners, and 12 hours on AVID best-practice teaching strategies. We had a very successful year academically, athletically and in the arts. Our students excelled in every way. We had two Duke TIP Scholars, and fifteen students were named South Carolina Junior Scholars. A total of 223 students were named to the Principal's Academic Excellence List for having a GPA of 4.125 or higher for a 9-weeks grading period. At each grade level Glenview students scored above the national average on MAP for all subject areas. Athletically, the Glenview Eagles soared. Our athletic teams were awarded the Oxendine Award by the Tri-County Athletic Association for the best overall athletic program in our league. The Eagles won conference championships in girls' volleyball and basketball, going undefeated in both sports and in boys' basketball. Glenview students received recognition for their artistic and musical talents during the school year. Several students were recognized for their outstanding achievement in Band, one being named to the All-State Band and three others being named to the All-Region Band. Three members of the school Orchestra were named to the All-Region Orchestra. Students' artwork was displayed in a juried art show at the Anderson County Art Museum during Youth Art Month, with one exhibit winning special recognition. All of these initiatives, accomplishments and accolades have created a sense of pride in our school held by our students and faculty. During our first year we laid a firm foundation on which we can build and grow.

Walter A. Mayfield, Principal and Kristy Scarborough, SIC Chairperson

EVALUATION RESULTS

	Teachers	Students*	Parents*
Number of surveys returned	53	196	57
Percent satisfied with learning environment	98.1%	80.0%	92.9%
Percent satisfied with social and physical environment	96.2%	82.9%	85.5%
Percent satisfied with school-home relations	90.6%	86.1%	74.5%

*Only students at the highest middle school grade level at this school and their parents were included.

Comprehensive detail, including definitions of ratings, performance criteria, and explanations of status, is available on www.ed.sc.gov and www.eoc.sc.gov as well as school and school district websites.

Printed versions are available from school districts upon request.

Abbreviations Key

N/A Not Applicable N/AV Not Available N/C Not Collected N/R Not Reported I/S Insufficient Sample TBD To be determined

NI Newly Identified CSI Continuing School Improvement CA Corrective Action RP Plan to Restructure R Restructure DELAY School Improvement Status HOLD School Improvement Status