

SC Annual School Report Card Summary

Robert Anderson Middle School
 Anderson School District Five
 Grades: 6-8 Enrollment: 656
 Principal: Evelyn Murphy
 Superintendent: Betty T. Bagley
 Board Chair: Mr. Al Norris

PERFORMANCE

Comprehensive detail, including definitions of ratings, performance criteria, and explanations of status, is available on www.ed.sc.gov and www.eoc.sc.gov as well as school and school district websites. Printed versions are available from school districts upon request.

YEAR	ABSOLUTE RATING	GROWTH RATING	PALMETTO GOLD AND SILVER AWARD		ESEA/FEDERAL ACCOUNTABILITY RATING SYSTEM	
			General Performance	Closing the Gap	ESEA Grade	Accountability Indicator
2012	Good	Excellent	TBD	TBD	B	N/A
2011	N/A	N/A	N/A	N/A	N/A	N/A
2010	N/A	N/A	N/A	N/A	N/A	N/A

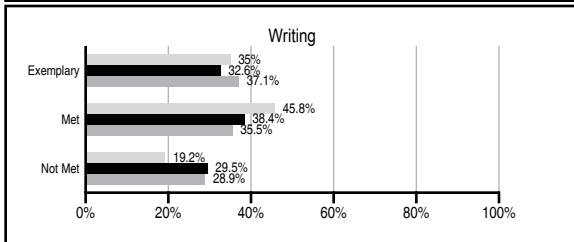
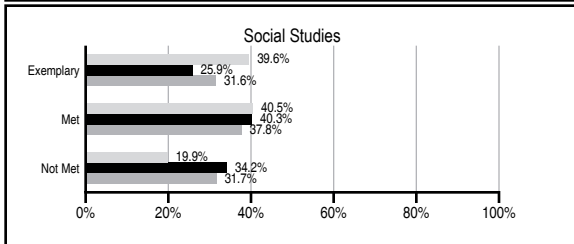
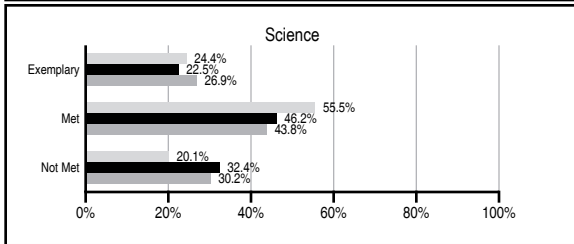
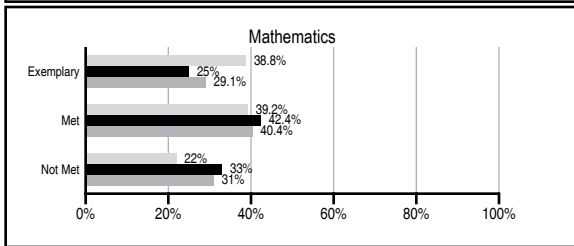
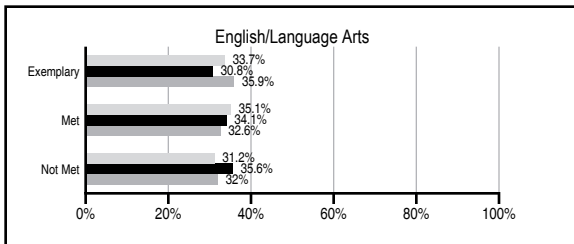
ABSOLUTE RATINGS OF MIDDLE SCHOOLS WITH STUDENTS LIKE OURS*

EXCELLENT	GOOD	AVERAGE	BELOW AVERAGE	AT-RISK
4	7	44	4	2

* Ratings are calculated with data available by 11/07/2012. Schools with Students Like Ours are Middle Schools with Poverty Indices of no more than 5% above or below the index for this school.




PASS PERFORMANCE

Our School Middle Schools with Students Like Ours Middle schools statewide



NAEP PERFORMANCE*

* Performance reported for SC and nation, data not available at school level. Percentages at NAEP Achievement Levels.



END OF COURSE TESTS - 2012

% of students scoring 70 or above on:	Our Middle School	Middle Schools with Students Like Ours
Algebra 1/Math for the Technologies 2	100.0	97.1
English 1	97.1	95.3
Physical Science	N/A	N/A
US History and the Constitution	N/A	N/A
All Subjects	98.5	96.8

SC PERFORMANCE VISION

By 2020 all students will graduate with the knowledge and skills necessary to compete successfully in the global economy, participate in a democratic society and contribute positively as members of families and communities.

Abbreviations Key

N/A Not Applicable N/AV Not Available N/C Not Collected N/R Not Reported I/S Insufficient Sample TBD To be determined

Robert Anderson Middle School
[Anderson School District Five]

SCHOOL PROFILE

	Our School	Change from Last Year	Middle Schools with Students Like Ours	Median Middle School
Students (n=656)				
Students enrolled in high school credit courses (grades 7 & 8)	9.2%	N/R	21.9%	22.9%
Retention rate	0.0%	N/A	0.9%	0.8%
Attendance rate	95.8%	N/A	96.0%	96.2%
Served by gifted and talented program	N/AV	N/AV	N/AV	N/AV
With disabilities other than speech	N/AV	N/AV	N/AV	N/AV
Older than usual for grade	N/AV	N/AV	N/AV	N/AV
Out-of-school suspensions or expulsions for violent and/or criminal offenses	0.0%	N/R	0.5%	0.5%
Annual dropout rate	0.0%	N/A	0.0%	0.0%
Teachers (n=48)				
Teachers with advanced degrees	72.9%	N/A	60.0%	61.3%
Continuing contract teachers	N/AV	N/AV	N/AV	N/AV
Teachers returning from previous year	N/A	N/A	86.2%	86.7%
Teacher attendance rate	N/R	N/R	95.3%	95.2%
Average teacher salary*	\$48,212	I/S	\$45,676	\$46,422
Classes not taught by highly qualified teachers	1.0%	N/A	1.3%	2.0%
Professional development days/teacher	21.7 days	N/R	10.3 days	10.0 days
School				
Principal's years at school	12.0	N/R	5.0	4.0
Student-teacher ratio in core subjects	20.4 to 1	N/R	22.2 to 1	22.0 to 1
Prime instructional time	N/R	N/R	89.4%	90.1%
Opportunities in the arts	Good	N/R	Good	Good
SACS accreditation	Yes	N/R	Yes	Yes
Parents attending conferences	15.3%	N/R	98.6%	98.8%
Character development program	Excellent	N/R	Good	Good
Dollars spent per pupil**	N/A	N/A	\$7,181	\$7,245
Percent of expenditures for instruction**	N/A	N/A	62.1%	63.1%
Percent of expenditures for teacher salaries**	N/A	N/A	60.2%	60.9%
ESEA composite index score	89.4	N/A	85.3	88.1

* Length of contract = 185+ days.

** Prior year audited financial data available.

REPORT OF PRINCIPAL AND SCHOOL IMPROVEMENT COUNCIL

As part of the vision of the Anderson Five superintendent and the community support of a referendum to fund the vision, Robert Anderson Middle School opened in July, 2011. Robert Anderson is named for General Robert Anderson, a founding father of the city and a Revolutionary War general. The excitement was evident as teachers, staff, and students entered the state of the art facility. This building includes classrooms and a regulation size gymnasium. An eight hundred thirty seat auditorium has already been used for parent meetings, choral presentations, and the play "Beauty and the Beast." The majority of the staff and one third of the student population were formerly Southwood Middle School. Due to rezoning, the number of students increased from 450 to over 700 students. Even though we have experienced periods of adjustment, we have had an eventful year. Robert Anderson was named a National AVID Demonstration site, an honor we accept with pride. We are in the process of defining ourselves as a school with magnet status. During the 2012-2013 school year, our faculty will cooperate to research and finalize our magnet theme. The school will also be pursuing re-designation as a National School to Watch during 2011-2012. Opening a new school and blending students and faculty has been a challenge. However, our philosophy remains intact. The faculty and staff of Robert Anderson Middle School is committed to constantly improving student achievement and preparing our students for technical schools, colleges, and careers requiring skilled workers. Our motto is still a work in progress. As the year has progressed, we have moved from "Let's Get it Started," to "The Road to College Begins Here." Whatever our motto eventually becomes, we know we are on an ever changing adventure to success with the students of Robert Anderson Middle School.

Evelyn Murphy, Principal
 Romyed, SIC Chair

Jim

EVALUATION RESULTS

	Teachers	Students*	Parents*
Number of surveys returned	46	176	50
Percent satisfied with learning environment	93.5%	82.3%	84.0%
Percent satisfied with social and physical environment	91.3%	84.6%	77.6%
Percent satisfied with school-home relations	80.0%	87.4%	84.0%

*Only students at the highest middle school grade level at this school and their parents were included.

Comprehensive detail, including definitions of ratings, performance criteria, and explanations of status, is available on www.ed.sc.gov and www.eoc.sc.gov as well as school and school district websites.

Printed versions are available from school districts upon request.

Abbreviations Key

N/A Not Applicable N/AV Not Available N/C Not Collected N/R Not Reported I/S Insufficient Sample TBD To be determined

NI Newly Identified CSI Continuing School Improvement CA Corrective Action RP Plan to Restructure R Restructure DELAY School Improvement Status HOLD School Improvement Status