

SC Annual School Report Card Summary

McCants Middle School
 Anderson School District Five
 Grades: 6-8 Enrollment: 767
 Principal: Jacky R. Stamps
 Superintendent: Betty T. Bagley
 Board Chair: Mr. Al Norris

PERFORMANCE

Comprehensive detail, including definitions of ratings, performance criteria, and explanations of status, is available on www.ed.sc.gov and www.eoc.sc.gov as well as school and school district websites. Printed versions are available from school districts upon request.

YEAR	ABSOLUTE RATING	GROWTH RATING	PALMETTO GOLD AND SILVER AWARD		ESEA/FEDERAL ACCOUNTABILITY RATING SYSTEM	
			General Performance	Closing the Gap	ESEA Grade	Accountability Indicator
2012	Excellent	Excellent	TBD	TBD	B	N/A
2011	Excellent	Excellent	Gold	N/A	Not Met	N/A
2010	Excellent	Excellent	Gold	N/A	Not Met	N/A

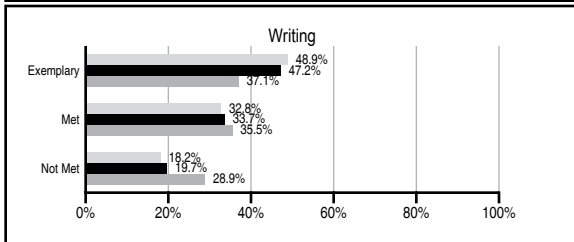
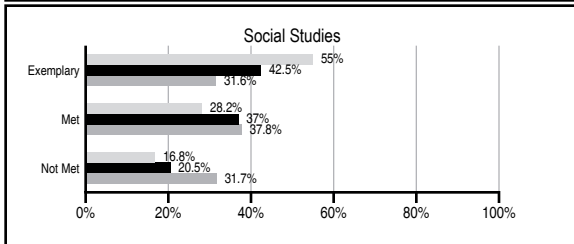
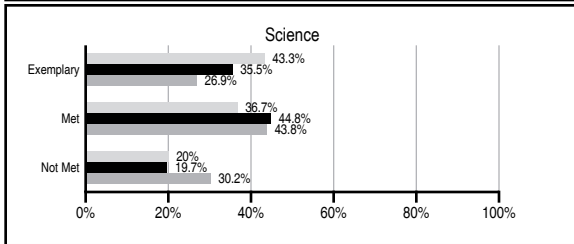
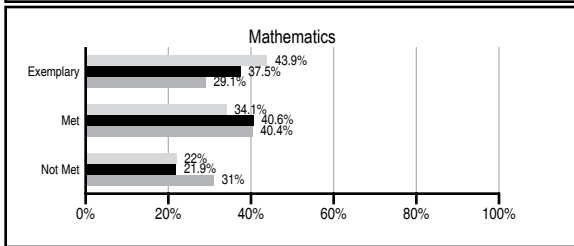
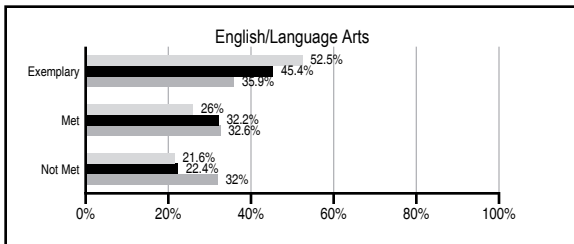
ABSOLUTE RATINGS OF MIDDLE SCHOOLS WITH STUDENTS LIKE OURS*

EXCELLENT	GOOD	AVERAGE	BELOW AVERAGE	AT-RISK
18	12	7	0	0

* Ratings are calculated with data available by 11/07/2012. Schools with Students Like Ours are Middle Schools with Poverty Indices of no more than 5% above or below the index for this school.

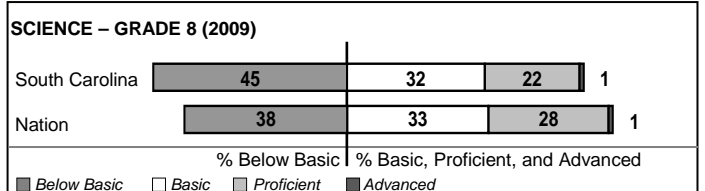


PASS PERFORMANCE

Our School Middle Schools with Students Like Ours Middle schools statewide



NAEP PERFORMANCE*

* Performance reported for SC and nation, data not available at school level. Percentages at NAEP Achievement Levels.



END OF COURSE TESTS - 2012

% of students scoring 70 or above on:	Our Middle School	Middle Schools with Students Like Ours
Algebra 1/Math for the Technologies 2	100.0	97.4
English 1	99.3	92.5
Physical Science	N/A	N/A
US History and the Constitution	N/A	9
All Subjects	99.6	96.5

SC PERFORMANCE VISION

By 2020 all students will graduate with the knowledge and skills necessary to compete successfully in the global economy, participate in a democratic society and contribute positively as members of families and communities.

Abbreviations Key

N/A Not Applicable N/AV Not Available N/C Not Collected N/R Not Reported I/S Insufficient Sample TBD To be determined

McCants Middle School [Anderson School District Five]

SCHOOL PROFILE

	Our School	Change from Last Year	Middle Schools with Students Like Ours	Median Middle School
Students (n=767)				
Students enrolled in high school credit courses (grades 7 & 8)	22.9%	Down from 40.1%	32.5%	22.9%
Retention rate	0.7%	Up from 0.2%	0.7%	0.8%
Attendance rate	96.4%	Up from 96.0%	96.8%	96.2%
Served by gifted and talented program	N/AV	N/AV	N/AV	N/AV
With disabilities other than speech	N/AV	N/AV	N/AV	N/AV
Older than usual for grade	N/AV	N/AV	N/AV	N/AV
Out-of-school suspensions or expulsions for violent and/or criminal offenses	1.0%	Up from 0.0%	0.3%	0.5%
Annual dropout rate	0.2%	Up from 0.0%	0.0%	0.0%
Teachers (n=55)				
Teachers with advanced degrees	63.6%	Down from 64.9%	63.5%	61.3%
Continuing contract teachers	N/AV	N/AV	N/AV	N/AV
Teachers returning from previous year	80.6%	Down from 92.9%	89.2%	86.7%
Teacher attendance rate	N/R	N/R	95.3%	95.2%
Average teacher salary*	\$47,604	Up 2.6%	\$47,659	\$46,422
Classes not taught by highly qualified teachers	0.9%	Up from 0.0%	3.3%	2.0%
Professional development days/teacher	11.8 days	Down from 12.4 days	10.0 days	10.0 days
School				
Principal's years at school	16.0	Up from 15.0	5.5	4.0
Student-teacher ratio in core subjects	21.3 to 1	Down from 24.2 to 1	22.3 to 1	22.0 to 1
Prime instructional time	N/R	N/R	91.2%	90.1%
Opportunities in the arts	Excellent	No Change	Excellent	Good
SACS accreditation	Yes	No Change	Yes	Yes
Parents attending conferences	91.1%	Down from 94.2%	98.8%	98.8%
Character development program	Excellent	No Change	Good	Good
Dollars spent per pupil**	\$5,748	Down 2.1%	\$6,775	\$7,245
Percent of expenditures for instruction**	73.1%	Up from 72.4%	63.5%	63.1%
Percent of expenditures for teacher salaries**	72.7%	Up from 71.8%	62.2%	60.9%
ESEA composite index score	88.6	N/A	92.1	88.1

* Length of contract = 185+ days.

** Prior year audited financial data available.

REPORT OF PRINCIPAL AND SCHOOL IMPROVEMENT COUNCIL

McCants Middle School is a wonderful place for our students, staff, and teachers. For the 2011-2012 school year, we continued to offer challenging and engaging instruction to ALL students. Excellence and high expectations remain our primary goal as we engage in continuous improvement in academic achievement. In addition to an already rigorous curriculum, McCants Middle School began implementation of the International Baccalaureate Middle Years Programme. Our goal is to raise the academic achievement level of all our students through the philosophy of providing a "STUDENT CENTERED EDUCATION." We continue to seek new instructional strategies to move all students to their greatest academic potential and encourage them to become successful self-directed learners. We are proud of our PTA and School Improvement Council. Our PTA has provided funds for instructional materials, school-wide activities and numerous treats that demonstrated teacher and staff appreciation. The PTA, School Improvement Council and administrative staff continue to increase and provide opportunities for parental involvement. We are pleased with our many commendations; however, it is our challenges toward which our greatest efforts will be directed. We will continue to focus on closing the achievement gap so all students perform at the exemplary level. Secondly, all teachers will stand up to the challenge of using data to make decisions that will improve student achievement. We will continue to work together to provide quality learning experiences for all students. In the upcoming 2012-2013 school year, McCants Middle School will continue to lead our students with a program of quality instruction that promotes rigor in the classroom, aligns instruction with SC standards, uses data analysis to provide differentiated instructional strategies and grouping, and provides quality assessments.

Jacky R. Stamps, Principal
Carey, SIC Chair

Liz

EVALUATION RESULTS

	Teachers	Students*	Parents*
Number of surveys returned	28	261	112
Percent satisfied with learning environment	100.0%	73.8%	83.6%
Percent satisfied with social and physical environment	100.0%	80.0%	81.8%
Percent satisfied with school-home relations	85.7%	88.1%	79.2%

*Only students at the highest middle school grade level at this school and their parents were included.

Comprehensive detail, including definitions of ratings, performance criteria, and explanations of status, is available on www.ed.sc.gov and www.eoc.sc.gov as well as school and school district websites.

Printed versions are available from school districts upon request.

Abbreviations Key

N/A Not Applicable N/AV Not Available N/C Not Collected N/R Not Reported I/S Insufficient Sample TBD To be determined

NI Newly Identified CSI Continuing School Improvement CA Corrective Action RP Plan to Restructure R Restructure DELAY School Improvement Status HOLD School Improvement Status