



SC Annual School Report Card Summary

Lakeside Middle School of Inquiry and Innovation
 Anderson School District Five
 Grades: 6-8 Enrollment: 666
 Principal: Martha L. Hanwell
 Superintendent: Betty T. Bagley
 Board Chair: Mr. Al Norris

PERFORMANCE

Comprehensive detail, including definitions of ratings, performance criteria, and explanations of status, is available on www.ed.sc.gov and www.eoc.sc.gov as well as school and school district websites. Printed versions are available from school districts upon request.

| YEAR | ABSOLUTE RATING | GROWTH RATING | PALMETTO GOLD AND SILVER AWARD | | ESEA/FEDERAL ACCOUNTABILITY RATING SYSTEM | |
|------|-----------------|---------------|--------------------------------|-----------------|-------------------------------------------|--------------------------|
| | | | General Performance | Closing the Gap | ESEA Grade | Accountability Indicator |
| 2012 | Average | Average | TBD | TBD | B | N/A |
| 2011 | Average | Average | Silver | N/A | Not Met | N/A |
| 2010 | Average | Average | N/A | N/A | Not Met | N/A |

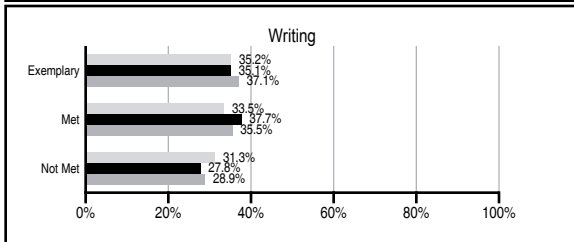
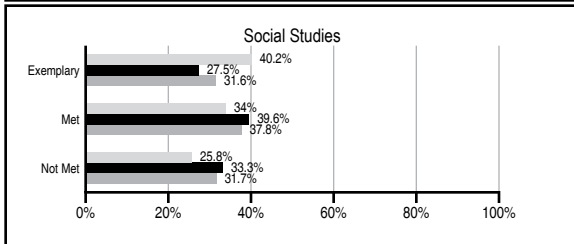
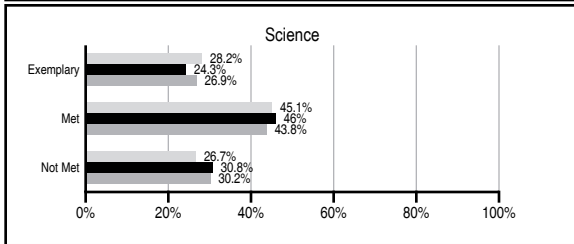
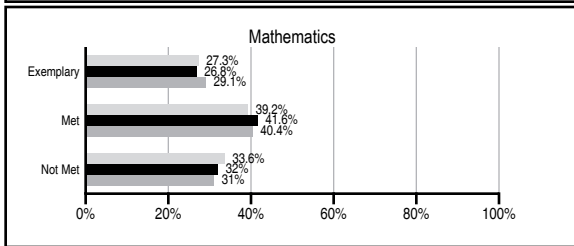
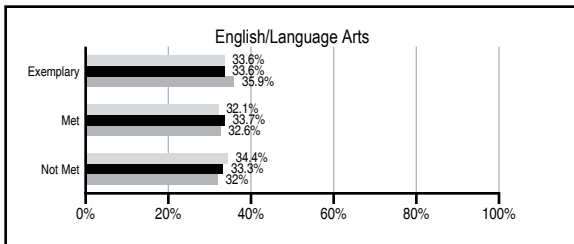
ABSOLUTE RATINGS OF MIDDLE SCHOOLS WITH STUDENTS LIKE OURS*

| EXCELLENT | GOOD | AVERAGE | BELOW AVERAGE | AT-RISK |
|-----------|------|---------|---------------|---------|
| 6 | 10 | 43 | 4 | 2 |

* Ratings are calculated with data available by 11/07/2012. Schools with Students Like Ours are Middle Schools with Poverty Indices of no more than 5% above or below the index for this school.

PASS PERFORMANCE

Our School Middle Schools with Students Like Ours Middle schools statewide



NAEP PERFORMANCE*

* Performance reported for SC and nation, data not available at school level. Percentages at NAEP Achievement Levels.



END OF COURSE TESTS - 2012

| % of students scoring 70 or above on: | Our Middle School | Middle Schools with Students Like Ours |
|---------------------------------------|-------------------|----------------------------------------|
| Algebra 1/Math for the Technologies 2 | 100.0 | 96.6 |
| English 1 | 98.6 | 96.5 |
| Physical Science | N/A | N/A |
| US History and the Constitution | N/A | N/A |
| All Subjects | 99.2 | 96.5 |

SC PERFORMANCE VISION

By 2020 all students will graduate with the knowledge and skills necessary to compete successfully in the global economy, participate in a democratic society and contribute positively as members of families and communities.

Abbreviations Key

N/A Not Applicable N/AV Not Available N/C Not Collected N/R Not Reported I/S Insufficient Sample TBD To be determined

Lakeside Middle School of Inquiry and Innovation [Anderson School District Five]

SCHOOL PROFILE

| | Our School | Change from Last Year | Middle Schools with Students Like Ours | Median Middle School |
|------------------------------------------------------------------------------|------------|-----------------------|----------------------------------------|----------------------|
| Students (n=666) | | | | |
| Students enrolled in high school credit courses (grades 7 & 8) | 12.9% | Down from 16.4% | 21.7% | 22.9% |
| Retention rate | 0.2% | Up from 0.1% | 0.8% | 0.8% |
| Attendance rate | 95.4% | Up from 95.2% | 95.9% | 96.2% |
| Served by gifted and talented program | N/AV | N/AV | N/AV | N/AV |
| With disabilities other than speech | N/AV | N/AV | N/AV | N/AV |
| Older than usual for grade | N/AV | N/AV | N/AV | N/AV |
| Out-of-school suspensions or expulsions for violent and/or criminal offenses | 0.0% | No Change | 0.5% | 0.5% |
| Annual dropout rate | 0.0% | No Change | 0.0% | 0.0% |
| Teachers (n=52) | | | | |
| Teachers with advanced degrees | 65.4% | Up from 64.2% | 60.0% | 61.3% |
| Continuing contract teachers | N/AV | N/AV | N/AV | N/AV |
| Teachers returning from previous year | 80.5% | Down from 87.8% | 87.0% | 86.7% |
| Teacher attendance rate | N/R | N/R | 95.3% | 95.2% |
| Average teacher salary* | \$47,195 | Up 6.7% | \$46,483 | \$46,422 |
| Classes not taught by highly qualified teachers | 1.1% | Up from 0.0% | 1.1% | 2.0% |
| Professional development days/teacher | 12.2 days | Up from 8.4 days | 10.0 days | 10.0 days |
| School | | | | |
| Principal's years at school | 12.0 | Up from 10.0 | 5.0 | 4.0 |
| Student-teacher ratio in core subjects | 19.0 to 1 | Down from 23.5 to 1 | 21.7 to 1 | 22.0 to 1 |
| Prime instructional time | N/R | N/R | 89.8% | 90.1% |
| Opportunities in the arts | Excellent | No Change | Good | Good |
| SACS accreditation | Yes | No Change | Yes | Yes |
| Parents attending conferences | 98.0% | Down from 99.2% | 98.6% | 98.8% |
| Character development program | Excellent | No Change | Good | Good |
| Dollars spent per pupil** | \$6,216 | Down 3.1% | \$7,120 | \$7,245 |
| Percent of expenditures for instruction** | 69.2% | Down from 70.8% | 62.5% | 63.1% |
| Percent of expenditures for teacher salaries** | 68.8% | Down from 70.1% | 60.8% | 60.9% |
| ESEA composite index score | 81.6 | N/A | 86.0 | 88.1 |

* Length of contract = 185+ days.

** Prior year audited financial data available.

EVALUATION RESULTS

| | Teachers | Students* | Parents* |
|--------------------------------------------------------|----------|-----------|----------|
| Number of surveys returned | 49 | 212 | 36 |
| Percent satisfied with learning environment | 79.2% | 64.9% | 69.4% |
| Percent satisfied with social and physical environment | 87.2% | 71.4% | 65.7% |
| Percent satisfied with school-home relations | 72.9% | 85.7% | 61.1% |

*Only students at the highest middle school grade level at this school and their parents were included.

REPORT OF PRINCIPAL AND SCHOOL IMPROVEMENT COUNCIL

Since its 1963 inception, Lakeside Middle School has been dedicated to providing a quality education for the children of our community. During the 2010 school year, the Anderson School District 5 approved Lakeside as the first middle level magnet school in the district. In August, 2010, we opened our doors as Lakeside Middle School of Inquiry and Innovation, a STEM school. Our dedication to offering our students a rigorous and relevant educational experience is evident in the many new outstanding opportunities offered to our students. Lakeside currently serves approximately 650 students in grades six, seven, and eight and has a diverse population representing various socio-economic, racial, cultural, and educational backgrounds. Our school offers courses in all core academics, fine arts, and technology which creates a unique learning environment designed to meet the needs of middle school students. Lakeside is proud to offer our students many new opportunities. Students can choose courses during their related arts that encompass robotics, engineering, graphic design, game design, Smart lab, as well as all areas of fine arts. These classes give students opportunities to explore interests outside of the academic areas. They also have the opportunity to take accelerated classes, earn high school credit, and participate in the district's gifted and talented program or AVID. Eligible students are also provided the opportunity to take the SAT or PSAT in seventh and eighth grade to be identified as Duke TIP Scholars or as Junior Scholars. We are proud of the academic progress of our students and continually strive to improve our performance as well as our students. Additionally, students are provided with many opportunities during after school hours. These include sports, Planet Patrol, Tiger Talk, and Beta Club. Student Council, Beta Club and Lakeside Ambassadors partner with local service organizations to teach our students the value of volunteering and community service. Additional learning opportunities are offered throughout the school day. Lakeside has an active PTO, School Improvement Council, and a CBS (Chorus, Band, and Strings) Booster Club and a booster club for athletics. These groups provide the foundation and support for the many activities that take place at our school. Parents are welcome and we offer many avenues for becoming involved in our school. We are proud to offer our students a safe environment, a healthy start, an ongoing relationship with a caring adult, an opportunity for service, and a marketable skill through an effective education. The united mission and promise to our students and community will continue to guide our way into the future. Our challenge continues to be to find ways to close the achievement gap and to meet the needs of our students in an ever changing world. We hope you will join us as we continue to provide quality educational experiences for our children.

Catherine Phillips, SIC Chair
Martha Hanwell, Principal

Martha Hanwell, Principal

Comprehensive detail, including definitions of ratings, performance criteria, and explanations of status, is available on www.ed.sc.gov and www.eoc.sc.gov as well as school and school district websites.

Printed versions are available from school districts upon request.

Abbreviations Key

N/A Not Applicable N/AV Not Available N/C Not Collected N/R Not Reported I/S Insufficient Sample TBD To be determined

NI Newly Identified CSI Continuing School Improvement CA Corrective Action RP Plan to Restructure R Restructure DELAY School Improvement Status HOLD School Improvement Status