



SC Annual School Report Card Summary

Riverside Middle School
 Anderson School District Four
 Grades: 7-8 Enrollment: 420
 Principal: Kevin Black
 Superintendent: Dr. Lee M. D'Andrea
 Board Chair: Ken Lindsey

PERFORMANCE

Comprehensive detail, including definitions of ratings, performance criteria, and explanations of status, is available on www.ed.sc.gov and www.eoc.sc.gov as well as school and school district websites. Printed versions are available from school districts upon request.

YEAR	ABSOLUTE RATING	GROWTH RATING	PALMETTO GOLD AND SILVER AWARD		ESEA/FEDERAL ACCOUNTABILITY RATING SYSTEM	
			General Performance	Closing the Gap	ESEA Grade	Accountability Indicator
2012	Excellent	Excellent	TBD	TBD	B	N/A
2011	Excellent	Excellent	Gold	Silver	Met	N/A
2010	Good	Good	Silver	Silver	Not Met	N/A

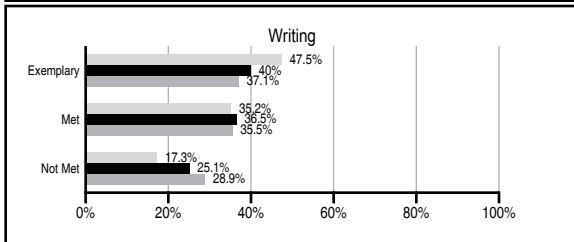
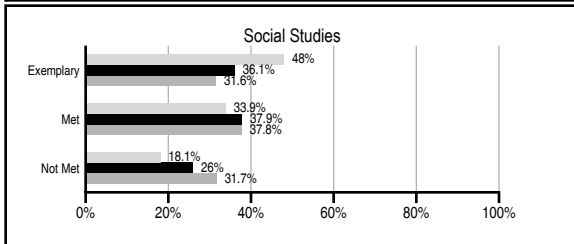
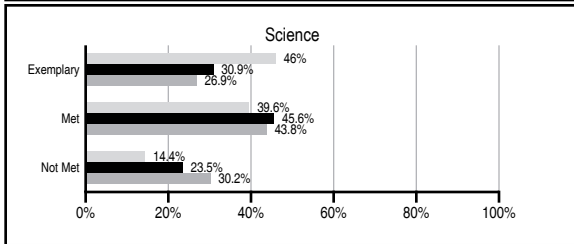
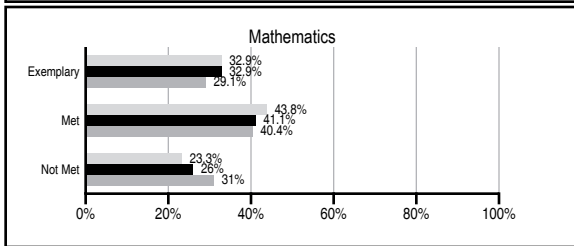
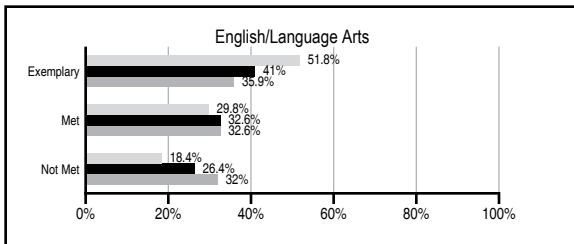
ABSOLUTE RATINGS OF MIDDLE SCHOOLS WITH STUDENTS LIKE OURS*

EXCELLENT	GOOD	AVERAGE	BELOW AVERAGE	AT-RISK
10	21	17	0	1

* Ratings are calculated with data available by 11/07/2012. Schools with Students Like Ours are Middle Schools with Poverty Indices of no more than 5% above or below the index for this school.



PASS PERFORMANCE

Our School Middle Schools with Students Like Ours Middle schools statewide



NAEP PERFORMANCE*

* Performance reported for SC and nation, data not available at school level. Percentages at NAEP Achievement Levels.



END OF COURSE TESTS - 2012

% of students scoring 70 or above on:	Our Middle School	Middle Schools with Students Like Ours
Algebra 1/Math for the Technologies 2	100.0	97.5
English 1	97.2	87.4
Physical Science	N/A	N/A
US History and the Constitution	N/A	N/A
All Subjects	98.6	95.0

SC PERFORMANCE VISION

By 2020 all students will graduate with the knowledge and skills necessary to compete successfully in the global economy, participate in a democratic society and contribute positively as members of families and communities.

Abbreviations Key

N/A Not Applicable N/AV Not Available N/C Not Collected N/R Not Reported I/S Insufficient Sample TBD To be determined

Riverside Middle School [Anderson School District Four]

SCHOOL PROFILE

	Our School	Change from Last Year	Middle Schools with Students Like Ours	Median Middle School
Students (n=420)				
Students enrolled in high school credit courses (grades 7 & 8)	36.2%	Down from 44.0%	29.3%	22.9%
Retention rate	0.5%	Down from 0.7%	0.5%	0.8%
Attendance rate	96.4%	Down from 96.6%	96.3%	96.2%
Served by gifted and talented program	N/AV	N/AV	N/AV	N/AV
With disabilities other than speech	N/AV	N/AV	N/AV	N/AV
Older than usual for grade	N/AV	N/AV	N/AV	N/AV
Out-of-school suspensions or expulsions for violent and/or criminal offenses	0.5%	Up from 0.0%	0.8%	0.5%
Annual dropout rate	0.2%	Up from 0.0%	0.0%	0.0%
Teachers (n=32)				
Teachers with advanced degrees	62.5%	Up from 60.0%	61.1%	61.3%
Continuing contract teachers	N/AV	N/AV	N/AV	N/AV
Teachers returning from previous year	90.3%	Down from 94.9%	88.2%	86.7%
Teacher attendance rate	95.2%	Up from 94.1%	95.2%	95.2%
Average teacher salary*	\$48,088	Up 1.9%	\$47,000	\$46,422
Classes not taught by highly qualified teachers	0.0%	No Change	1.7%	2.0%
Professional development days/teacher	12.0 days	Up from 6.5 days	11.2 days	10.0 days
School				
Principal's years at school	1.0	Down from 2.0	3.0	4.0
Student-teacher ratio in core subjects	20.6 to 1	No Change	23.6 to 1	22.0 to 1
Prime instructional time	88.5%	Down from 90.6%	90.1%	90.1%
Opportunities in the arts	Good	No Change	Good	Good
SACS accreditation	Yes	No Change	Yes	Yes
Parents attending conferences	100.0%	No Change	98.1%	98.8%
Character development program	Good	Down from Excellent	Good	Good
Dollars spent per pupil**	\$9,552	Down 0.4%	\$7,119	\$7,245
Percent of expenditures for instruction**	60.8%	Up from 60.2%	63.3%	63.1%
Percent of expenditures for teacher salaries**	58.0%	Up from 56.9%	61.5%	60.9%
ESEA composite index score	82.9	N/A	89.2	88.1

* Length of contract = 185+ days.

** Prior year audited financial data available.

EVALUATION RESULTS

	Teachers	Students*	Parents*
Number of surveys returned	23	182	187
Percent satisfied with learning environment	100.0%	81.7%	88.1%
Percent satisfied with social and physical environment	95.7%	79.9%	84.4%
Percent satisfied with school-home relations	95.7%	90.6%	77.7%

*Only students at the highest middle school grade level at this school and their parents were included.

REPORT OF PRINCIPAL AND SCHOOL IMPROVEMENT COUNCIL

In the 2011-12 academic years, Riverside Middle School's goal to become an "Excellent" "Excellent" school was realized thanks to the continued work of the students, parents, staff, and community. Riverside Middle made AYP and earned a Palmetto Gold and Silver Award. Existing programs were continued that helped RMS attain this high honor. With teaching and caring for our students being Riverside's top priority this academic year, the following successes were accomplished: Riverside implemented a 45 minute Core 5 period for student remediation and enrichment. Students who needed extra remediation in Math and ELA spent time in CLASSWORKS, a district-wide program designed to target instruction for individual students. Students not in CLASSWORKS worked on Project-Based assignments. Several programs continued to have a positive effect on Riverside's school culture. Our motto, "Attitude is Everything," and the focus on 3 R's, Rights, Respect and Responsibility were benchmarks for students making good choices each day. The male faculty continued the mentoring of 8th grade boys in the Man Up program teaching the young men about respect, character, and proper etiquette. The Olweus Bullying Prevention Program was implemented this year in order to increase student efforts to improve peer relations and provide a safer and more positive school climate. "Riverside's Morning Assembly program continues to breed a positive family atmosphere with community involvement in the reading of the "Words of Wisdom" each day. Riverside continues to positively reinforce students with good behavior, grades, and attendance through the use of PTO supported Block Party, Bingo parties, Student of the Month trips to Fuddrucker's, and the Principal's Bulldog Ticket to Success for doing good deeds. Success is not limited to the classroom, but also in extracurricular activities. RMS collected over 500 coats and jackets to donate to needy families at Thanksgiving and adopted 12 families at Christmas time. The students also participated in the Pennies for Pasta campaign for the Leukemia and Lymphoma Society. RMS continues to be competitive in athletics with continued success in, football, basketball and baseball. Riverside's Band and Chorus was rated superior at their respective competitions as well. As we focus on our accomplishments, Riverside still has room to grow. The faculty and staff are ready for the challenge. With the help and support of the parents and the School Improvement Council, Riverside looks forward to continued recognition as an "Excellent" "Excellent" school.

J. Brodie Bricker, PhD Principal
Ayers, SIC Chairperson

Tasha

Comprehensive detail, including definitions of ratings, performance criteria, and explanations of status, is available on www.ed.sc.gov and www.eoc.sc.gov as well as school and school district websites.

Printed versions are available from school districts upon request.

Abbreviations Key

N/A Not Applicable N/AV Not Available N/C Not Collected N/R Not Reported I/S Insufficient Sample TBD To be determined

NI Newly Identified CSI Continuing School Improvement CA Corrective Action RP Plan to Restructure R Restructure DELAY School Improvement Status HOLD School Improvement Status