

SC Annual School Report Card Summary

Belton Middle
Anderson District Two
Grades: 6-8 Enrollment: 504
Principal: Dr. Adrienne Davenport
Superintendent: Mr. Thomas T. Chapman
Board Chair: Dr. Danny Hawkins

PERFORMANCE

Comprehensive detail, including definitions of ratings, performance criteria, and explanations of status, is available on www.ed.sc.gov and www.eoc.sc.gov as well as school and school district websites. Printed versions are available from school districts upon request.

YEAR	ABSOLUTE RATING	GROWTH RATING	PALMETTO GOLD AND SILVER AWARD		ESEA/FEDERAL ACCOUNTABILITY RATING SYSTEM	
			General Performance	Closing the Gap	ESEA Grade	Accountability Indicator
2012	Good	Excellent	TBD	TBD	B	N/A
2011	Good	Good	Silver	N/A	Not Met	N/A
2010	Excellent	Excellent	Gold	Silver	Met	N/A

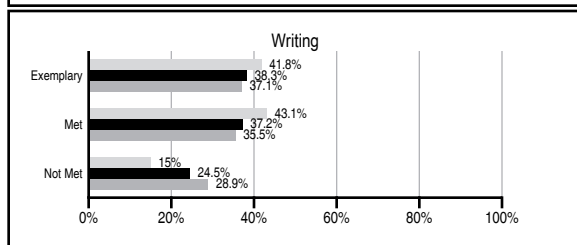
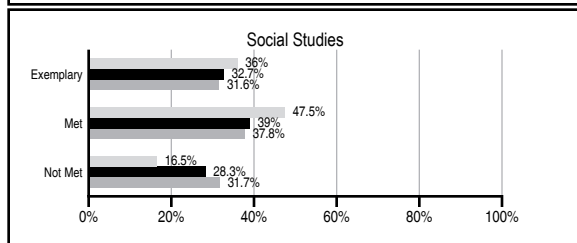
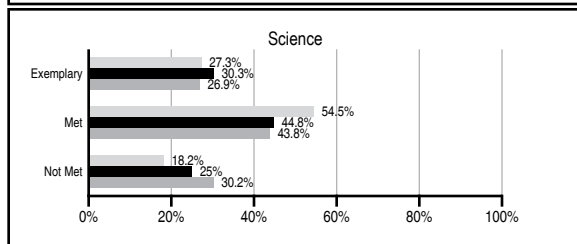
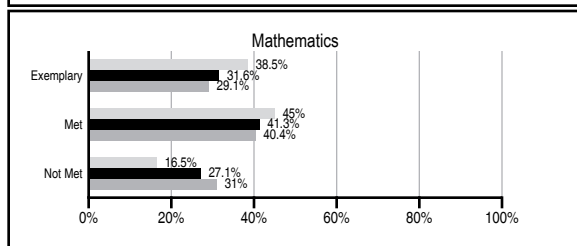
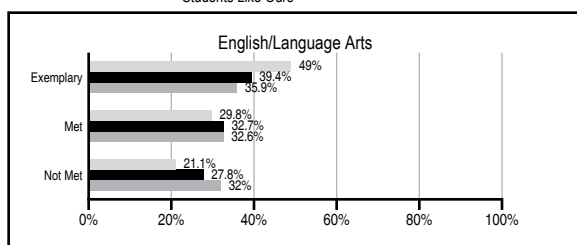
ABSOLUTE RATINGS OF MIDDLE SCHOOLS WITH STUDENTS LIKE OURS*

EXCELLENT	GOOD	AVERAGE	BELOW AVERAGE	AT-RISK
6	24	27	1	0

* Ratings are calculated with data available by 11/07/2012. Schools with Students Like Ours are Middle Schools with Poverty Indices of no more than 5% above or below the index for this school.

PASS PERFORMANCE

Our School Middle Schools with Students Like Ours Middle schools statewide



NAEP PERFORMANCE*

* Performance reported for SC and nation, data not available at school level. Percentages at NAEP Achievement Levels.

READING – GRADE 8 (2011)

South Carolina	28	45	25	2
Nation	25	43	29	3
% Below Basic % Basic, Proficient, and Advanced				
Below Basic Basic Proficient Advanced				

MATH – GRADE 8 (2011)

South Carolina	30	38	25	7
Nation	28	39	26	8
% Below Basic % Basic, Proficient, and Advanced				
Below Basic Basic Proficient Advanced				

SCIENCE – GRADE 8 (2009)

South Carolina	45	32	22	1
Nation	38	33	28	1
% Below Basic % Basic, Proficient, and Advanced				
Below Basic Basic Proficient Advanced				

END OF COURSE TESTS - 2012

% of students scoring 70 or above on:	Our Middle School	Middle Schools with Students Like Ours
Algebra 1/Math for the Technologies 2	100.0	97.1
English 1	100.0	93.3
Physical Science	N/A	N/A
US History and the Constitution	N/A	N/A
All Subjects	100.0	96.6

SC PERFORMANCE VISION

By 2020 all students will graduate with the knowledge and skills necessary to compete successfully in the global economy, participate in a democratic society and contribute positively as members of families and communities.

Abbreviations Key

N/A Not Applicable N/AV Not Available N/C Not Collected N/R Not Reported I/S Insufficient Sample TBD To be determined

Belton Middle [Anderson District Two]

SCHOOL PROFILE

	Our School	Change from Last Year	Middle Schools with Students Like Ours	Median Middle School
Students (n=504)				
Students enrolled in high school credit courses (grades 7 & 8)	16.3%	Up from 13.7%	34.7%	22.9%
Retention rate	0.2%	Down from 1.9%	0.7%	0.8%
Attendance rate	95.9%	Down from 96.1%	96.0%	96.2%
Served by gifted and talented program	N/AV	N/AV	N/AV	N/AV
With disabilities other than speech	N/AV	N/AV	N/AV	N/AV
Older than usual for grade	N/AV	N/AV	N/AV	N/AV
Out-of-school suspensions or expulsions for violent and/or criminal offenses	0.4%	Up from 0.2%	0.9%	0.5%
Annual dropout rate	0.0%	No Change	0.0%	0.0%
Teachers (n=30)				
Teachers with advanced degrees	60.0%	Down from 65.5%	61.1%	61.3%
Continuing contract teachers	N/AV	N/AV	N/AV	N/AV
Teachers returning from previous year	87.5%	Down from 90.0%	88.6%	86.7%
Teacher attendance rate	96.5%	Down from 96.6%	95.1%	95.2%
Average teacher salary*	\$45,086	Down 3.1%	\$46,977	\$46,422
Classes not taught by highly qualified teachers	1.7%	Up from 0.0%	0.7%	2.0%
Professional development days/teacher	10.1 days	Up from 9.6 days	10.8 days	10.0 days
School				
Principal's years at school	2.0	Up from 1.0	4.0	4.0
Student-teacher ratio in core subjects	28.2 to 1	Up from 26.0 to 1	22.7 to 1	22.0 to 1
Prime instructional time	90.3%	Down from 90.8%	89.5%	90.1%
Opportunities in the arts	Good	No Change	Good	Good
SACS accreditation	Yes	No Change	Yes	Yes
Parents attending conferences	97.9%	Up from 95.7%	98.3%	98.8%
Character development program	Excellent	No Change	Good	Good
Dollars spent per pupil**	\$6,670	Down 12.6%	\$6,941	\$7,245
Percent of expenditures for instruction**	69.4%	Up from 68.4%	64.3%	63.1%
Percent of expenditures for teacher salaries**	65.9%	Up from 64.5%	62.5%	60.9%
ESEA composite index score	88.8	N/A	88.0	88.1

* Length of contract = 185+ days.

** Prior year audited financial data available.

EVALUATION RESULTS

	Teachers	Students*	Parents*
Number of surveys returned	33	121	115
Percent satisfied with learning environment	93.8%	76.9%	85.8%
Percent satisfied with social and physical environment	97.0%	76.0%	82.9%
Percent satisfied with school-home relations	78.8%	86.0%	79.6%

*Only students at the highest middle school grade level at this school and their parents were included.

REPORT OF PRINCIPAL AND SCHOOL IMPROVEMENT COUNCIL

Belton Middle School, the students, the parents, and the community are dedicated to sustaining an environment that promotes student achievement, encourages compassion and civility, affirms responsibility, and cultivates character and integrity, while embracing individuality. We strive daily to fulfill this mission.

We have a lot to celebrate this year. BMS was Re-designated as a School to Watch. This program sponsored in part by the SC Department of Education, recognizes middle schools that excel in the areas of Academic Achievement, Developmental Responsiveness, Social Equity, and School Structures and Processes. BMS was recognized as a Re-designated School to Watch at the SC Middle School Association Conference in March. We will be recognized nationally at the National Forum Conference in Washington DC this summer. BMS was recognized as a Palmetto Silver Winner for outstanding achievement on the PASS. We were also recognized by the EOC as a Closing the Gap Gold Winner for outstanding improvement in the area of math for our poverty students. Sixteen students were recognized as Junior Scholars for their performance on the PSAT. Belton Middle school also had regional student winners in the National Career Development Association Design and Poetry Contest. Our choral students scored superior ratings at various state and regional festivals this school year. We had two student winners in the BI-LO Invention Convention. In addition, we had a student who was selected to attend the South Carolina Governor's School for the Arts Summer Program.

Our students participated in several service learning activities this year. Thousands of dollars, donated items and hours of service were provided to the following organizations: Hoops for Heart- American Heart Association, United Way, Foothills Alliance, Belton Interfaith Ministries, Hospice, Relay for Life, the Humane Society, Ronald McDonald House, Meals on Wheels and Matthew's Hope. In addition, through our Service Learning course, guest speakers from several community agencies and organizations spoke to students throughout the year about service opportunities.

Our learning extended beyond our classroom walls as students participated in various field studies which included the following locations: Washington DC, Barrier Island, Lander University, and Clemson University. Partial funding for some of our field studies was provided through the WebbCraft Foundation. We thank them for their support of our school programs.

While continuing to promote our goals of teaching and learning, Belton Middle school is truly a School to Watch. Next year we will continue to work hard to increase academic achievement of all students, improve teacher quality through staff development and positively promote the school and its programs to parents and the community. We thank you for your support. We value the entire community of learners in our efforts to prepare our students for the future.

Glenn Stevens, SIC Chair
Davenport, Principal

Dr. Adrienne

Comprehensive detail, including definitions of ratings, performance criteria, and explanations of status, is available on www.ed.sc.gov and www.eoc.sc.gov as well as school and school district websites.

Printed versions are available from school districts upon request.

Abbreviations Key

N/A Not Applicable N/AV Not Available N/C Not Collected N/R Not Reported I/S Insufficient Sample TBD To be determined

NI Newly Identified CSI Continuing School Improvement CA Corrective Action RP Plan to Restructure R Restructure DELAY School Improvement Status HOLD School Improvement Status