



SC Annual School Report Card Summary

Powdersville Middle School
Anderson District One
Grades: 6-8 Enrollment: 605
Principal: Todd Binnicker
Superintendent: Dr. Wayne Fowler
Board Chair: Mr. Fred Alexander

PERFORMANCE

Comprehensive detail, including definitions of ratings, performance criteria, and explanations of status, is available on www.ed.sc.gov and www.eoc.sc.gov as well as school and school district websites. Printed versions are available from school districts upon request.

YEAR	ABSOLUTE RATING	GROWTH RATING	PALMETTO GOLD AND SILVER AWARD		ESEA/FEDERAL ACCOUNTABILITY RATING SYSTEM	
			General Performance	Closing the Gap	ESEA Grade	Accountability Indicator
2012	Excellent	Excellent	TBD	TBD	A	N/A
2011	Excellent	Excellent	Gold	N/A	Not Met	N/A
2010	Excellent	Excellent	Gold	N/A	Not Met	N/A

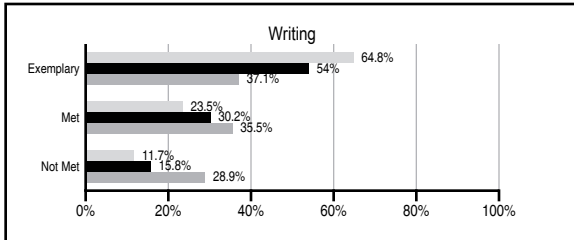
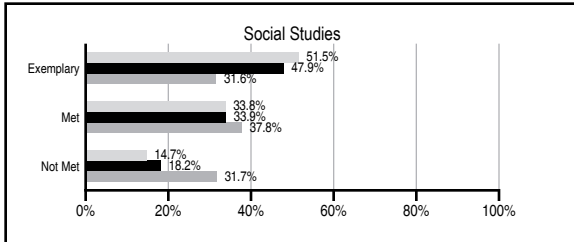
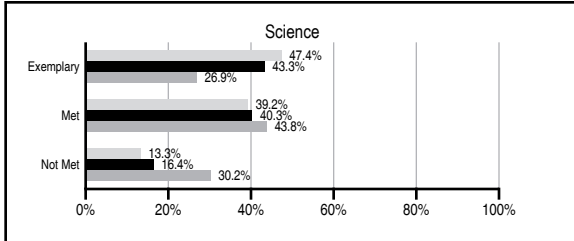
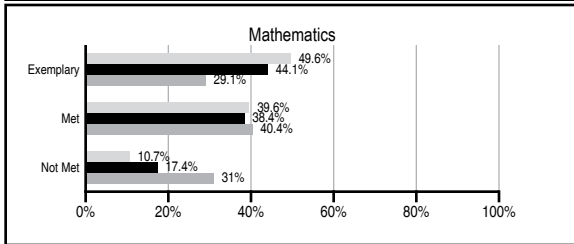
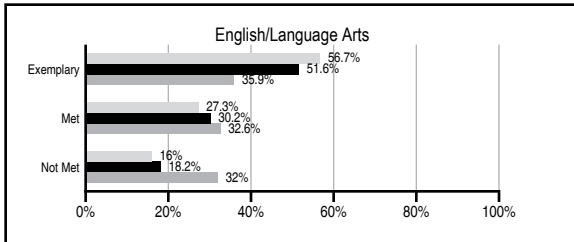
ABSOLUTE RATINGS OF MIDDLE SCHOOLS WITH STUDENTS LIKE OURS*

EXCELLENT	GOOD	AVERAGE	BELOW AVERAGE	AT-RISK
12	1	0	0	0

* Ratings are calculated with data available by 11/07/2012. Schools with Students Like Ours are Middle Schools with Poverty Indices of no more than 5% above or below the index for this school.

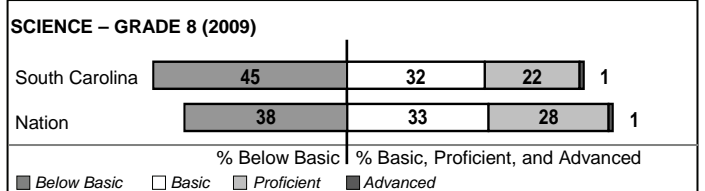
PASS PERFORMANCE

Our School
 Middle Schools with Students Like Ours
 Middle schools statewide



NAEP PERFORMANCE*

* Performance reported for SC and nation, data not available at school level. Percentages at NAEP Achievement Levels.



END OF COURSE TESTS - 2012

% of students scoring 70 or above on:	Our Middle School	Middle Schools with Students Like Ours
Algebra 1/Math for the Technologies 2	100.0	99.8
English 1	100.0	99.1
Physical Science	N/A	N/A
US History and the Constitution	N/A	N/A
All Subjects	100.0	99.5

SC PERFORMANCE VISION

By 2020 all students will graduate with the knowledge and skills necessary to compete successfully in the global economy, participate in a democratic society and contribute positively as members of families and communities.

Abbreviations Key

N/A Not Applicable N/AV Not Available N/C Not Collected N/R Not Reported I/S Insufficient Sample TBD To be determined

Powersville Middle School [Anderson District One]

SCHOOL PROFILE

	Our School	Change from Last Year	Middle Schools with Students Like Ours	Median Middle School
Students (n=605)				
Students enrolled in high school credit courses (grades 7 & 8)	11.0%	Down from 14.2%	41.7%	22.9%
Retention rate	0.0%	No Change	0.4%	0.8%
Attendance rate	96.7%	Up from 96.3%	96.7%	96.2%
Served by gifted and talented program	N/AV	N/AV	N/AV	N/AV
With disabilities other than speech	N/AV	N/AV	N/AV	N/AV
Older than usual for grade	N/AV	N/AV	N/AV	N/AV
Out-of-school suspensions or expulsions for violent and/or criminal offenses	0.0%	Down from 0.4%	0.8%	0.5%
Annual dropout rate	0.0%	No Change	0.0%	0.0%
Teachers (n=31)				
Teachers with advanced degrees	71.0%	Up from 67.9%	66.2%	61.3%
Continuing contract teachers	N/AV	N/AV	N/AV	N/AV
Teachers returning from previous year	95.2%	Down from 95.5%	87.5%	86.7%
Teacher attendance rate	95.7%	Down from 95.8%	95.4%	95.2%
Average teacher salary*	\$50,306	Up 1.5%	\$49,171	\$46,422
Classes not taught by highly qualified teachers	0.0%	No Change	4.8%	2.0%
Professional development days/teacher	8.6 days	Up from 6.7 days	8.6 days	10.0 days
School				
Principal's years at school	2.0	Up from 1.0	4.0	4.0
Student-teacher ratio in core subjects	27.0 to 1	Up from 19.9 to 1	25.0 to 1	22.0 to 1
Prime instructional time	91.4%	Up from 91.3%	91.4%	90.1%
Opportunities in the arts	Good	No Change	Good	Good
SACS accreditation	Yes	No Change	Yes	Yes
Parents attending conferences	99.6%	Up from 91.9%	99.6%	98.8%
Character development program	Excellent	No Change	Good	Good
Dollars spent per pupil**	\$6,309	Down 2.1%	\$6,309	\$7,245
Percent of expenditures for instruction**	57.5%	Down from 60.1%	63.7%	63.1%
Percent of expenditures for teacher salaries**	54.9%	Down from 57.5%	63.1%	60.9%
ESEA composite index score	100.0	N/A	94.6	88.1

* Length of contract = 185+ days.

** Prior year audited financial data available.

EVALUATION RESULTS

	Teachers	Students*	Parents*
Number of surveys returned	33	193	49
Percent satisfied with learning environment	100.0%	74.9%	97.7%
Percent satisfied with social and physical environment	100.0%	72.3%	93.9%
Percent satisfied with school-home relations	100.0%	86.2%	91.8%

*Only students at the highest middle school grade level at this school and their parents were included.

REPORT OF PRINCIPAL AND SCHOOL IMPROVEMENT COUNCIL

The 2011-2012 school year was another very exciting one at Powersville Middle School. Our faculty, staff, and students experienced a great deal of success in academics, the arts, athletics, and various service learning activities. Some of our year's successes are listed below.

Our 2011 PASS scores earned us an Absolute Rating of Excellent on last year's Annual School Report Card. For the third year in a row, Powersville Middle School earned a Palmetto Gold Award from the Education Oversight Committee for high test scores for the 2010-2011 school year.

Powersville Middle was selected as the Making Middle Grades Work Outstanding Middle School and recognized at the SREB summer Conference in Nashville, TN. Powersville Middle was selected as an ICU Spotlight School for outstanding practices of requiring students to complete assignments and improving academics. 225 Powersville Middle School students are members of the National Junior BETA Club, an organization devoted to academic achievement and service.

Twenty-seven seventh grade students qualified to participate in the Duke University Talent Identification Program based on their 6th grade PASS test scores. Sixty-three students qualified to take the PSAT and twenty-nine of those students were recognized as Junior Scholars for high scholastic achievement on the test.

We are the first middle school in the eastern United States to be a part of the Early Act First Knight Character Development program sponsored by Greenville Evening Rotary.

Knighting ceremonies (by the Knights of the Guild) have so far recognized over 150 students in 2011-2012 for exemplifying excellence in character.

Trey Stahlsmith was crowned School Spelling Bee Champion for the second year in a row and placed second in the upstate regional spelling bee.

Mrs. Jennifer Couch, 6th grade math teacher, was elected as the Powersville Middle School Teacher of the Year. Many students from the Powersville Middle School strings program participated in All-County Orchestra and others received awards during solo and ensemble competitions. Other school-wide service projects included Pennies for PERC, Toys for Tots, St. Jude Children's Hospital, canned food drives, and campus beautification efforts.

Finally, Powersville Middle is fortunate to have a quality faculty, staff, and supportive community. Our School Improvement Council, PTSO, and entire school family have one common goal – making PVMS the best it can be! Through continuing to work together, we remain a school where "Character, Confidence, and Commitment Abound."

Monique German, SIC Chairperson and Todd Binnicker, Principal

Comprehensive detail, including definitions of ratings, performance criteria, and explanations of status, is available on www.ed.sc.gov and www.eoc.sc.gov as well as school and school district websites.

Printed versions are available from school districts upon request.

Abbreviations Key

N/A Not Applicable N/AV Not Available N/C Not Collected N/R Not Reported I/S Insufficient Sample TBD To be determined
NI Newly Identified CSI Continuing School Improvement CA Corrective Action RP Plan to Restructure R Restructure DELAY School Improvement Status HOLD School Improvement Status