



SC Annual School Report Card Summary

Palmetto Middle School
 Anderson District One
 Grades: 6-8 Enrollment: 862
 Principal: Barry W. Knight
 Superintendent: Dr. Wayne Fowler
 Board Chair: Mr. Fred Alexander

PERFORMANCE

Comprehensive detail, including definitions of ratings, performance criteria, and explanations of status, is available on www.ed.sc.gov and www.eoc.sc.gov as well as school and school district websites. Printed versions are available from school districts upon request.

YEAR	ABSOLUTE RATING	GROWTH RATING	PALMETTO GOLD AND SILVER AWARD		ESEA/FEDERAL ACCOUNTABILITY RATING SYSTEM	
			General Performance	Closing the Gap	ESEA Grade	Accountability Indicator
2012	Good	Good	TBD	TBD	A	N/A
2011	Good	Good	Silver	N/A	Not Met	N/A
2010	Good	Good	Silver	N/A	Met	N/A

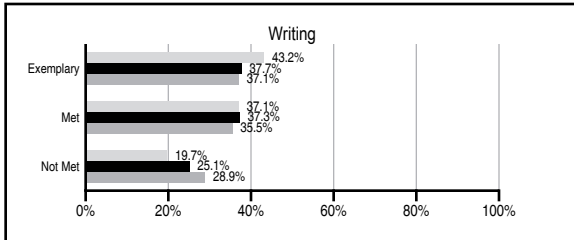
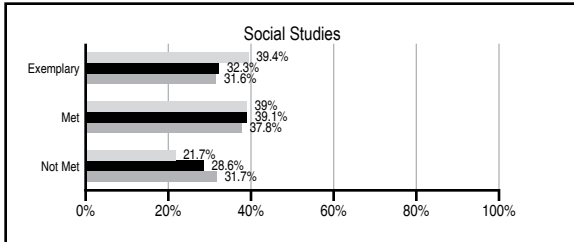
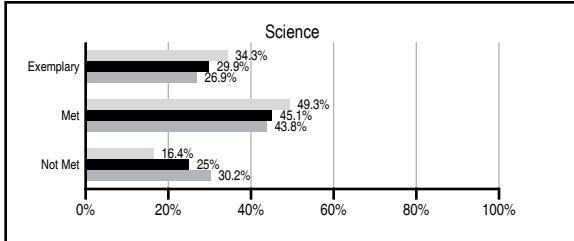
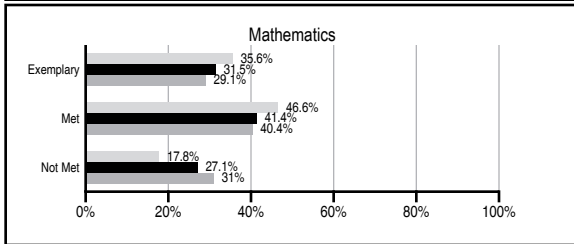
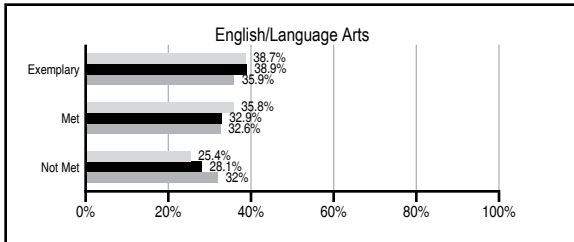
ABSOLUTE RATINGS OF MIDDLE SCHOOLS WITH STUDENTS LIKE OURS*

EXCELLENT	GOOD	AVERAGE	BELOW AVERAGE	AT-RISK
6	22	30	1	0

* Ratings are calculated with data available by 11/07/2012. Schools with Students Like Ours are Middle Schools with Poverty Indices of no more than 5% above or below the index for this school.

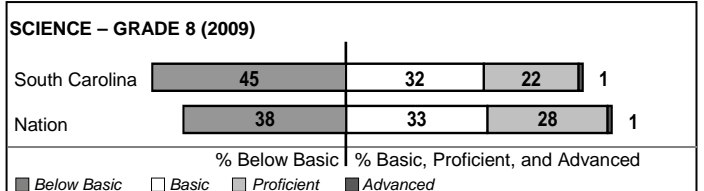


PASS PERFORMANCE

Our School
 Middle Schools with Students Like Ours
 Middle schools statewide



NAEP PERFORMANCE*

* Performance reported for SC and nation, data not available at school level. Percentages at NAEP Achievement Levels.



END OF COURSE TESTS - 2012

% of students scoring 70 or above on:	Our Middle School	Middle Schools with Students Like Ours
Algebra 1/Math for the Technologies 2	98.9	97.2
English 1	97.8	95.3
Physical Science	N/A	N/A
US History and the Constitution	N/A	N/A
All Subjects	98.4	96.7

SC PERFORMANCE VISION

By 2020 all students will graduate with the knowledge and skills necessary to compete successfully in the global economy, participate in a democratic society and contribute positively as members of families and communities.

Abbreviations Key

N/A Not Applicable N/AV Not Available N/C Not Collected N/R Not Reported I/S Insufficient Sample TBD To be determined

Palmetto Middle School [Anderson District One]

SCHOOL PROFILE

	Our School	Change from Last Year	Middle Schools with Students Like Ours	Median Middle School
Students (n=862)				
Students enrolled in high school credit courses (grades 7 & 8)	20.7%	Up from 20.2%	32.4%	22.9%
Retention rate	0.7%	Up from 0.5%	0.7%	0.8%
Attendance rate	95.6%	Up from 95.5%	96.0%	96.2%
Served by gifted and talented program	N/AV	N/AV	N/AV	N/AV
With disabilities other than speech	N/AV	N/AV	N/AV	N/AV
Older than usual for grade	N/AV	N/AV	N/AV	N/AV
Out-of-school suspensions or expulsions for violent and/or criminal offenses	0.0%	No Change	0.7%	0.5%
Annual dropout rate	0.0%	N/A	0.0%	0.0%
Teachers (n=48)				
Teachers with advanced degrees	68.8%	Up from 65.2%	61.5%	61.3%
Continuing contract teachers	N/AV	N/AV	N/AV	N/AV
Teachers returning from previous year	86.9%	Down from 89.3%	89.0%	86.7%
Teacher attendance rate	93.1%	Down from 95.2%	95.1%	95.2%
Average teacher salary*	\$45,334	Down 1.1%	\$46,994	\$46,422
Classes not taught by highly qualified teachers	2.7%	Down from 4.4%	0.5%	2.0%
Professional development days/teacher	6.1 days	Up from 5.8 days	10.1 days	10.0 days
School				
Principal's years at school	18.0	Up from 17.0	4.0	4.0
Student-teacher ratio in core subjects	21.3 to 1	Up from 21.1 to 1	22.3 to 1	22.0 to 1
Prime instructional time	88.3%	Down from 90.0%	89.5%	90.1%
Opportunities in the arts	Excellent	Up from Good	Good	Good
SACS accreditation	Yes	No Change	Yes	Yes
Parents attending conferences	91.5%	Down from 94.9%	98.3%	98.8%
Character development program	Good	No Change	Good	Good
Dollars spent per pupil**	\$5,953	Down 5.9%	\$6,982	\$7,245
Percent of expenditures for instruction**	69.2%	Up from 68.9%	64.4%	63.1%
Percent of expenditures for teacher salaries**	66.1%	Up from 65.7%	62.7%	60.9%
ESEA composite index score	99.4	N/A	88.6	88.1

* Length of contract = 185+ days.

** Prior year audited financial data available.

REPORT OF PRINCIPAL AND SCHOOL IMPROVEMENT COUNCIL

Palmetto Middle School is a recognized leader in educational excellence. We are committed to ensuring the development of each student as a lifelong learner through a comprehensive and challenging educational program that embraces the best of traditional and innovative practices within a caring, supportive, and safe community of learners. We are pleased with the culture we have created at our school that provides every child a challenging curriculum while at the same time, responding to their developmental needs.

Not only are our students learning the core curriculum but they are also learning how to become good stewards of their community through our commitment to service learning. Once again, our students served over 8,000 hours of community service through our Palmetto's Finest Program.

Because of our increasing use of technology, our newsletters, e-mails, and website help to keep our parents connected to our school and informed about their child's progress via the Parent Portal, a web-based program, allowing parents to view their child's attendance, discipline records, and grades twenty-four hours a day.

What is most notable is how our entire faculty analyzes classroom and statewide data in order to find ways to improve student learning. We are pleased with the progress our students continue making academically, socially and environmentally. Our students' results are in direct relationship to the dedication of our teachers, the support of you, the parents, and the desire of our students to be their best.

Susan McAbee, SIC Chairperson and Barry Knight, Principal

EVALUATION RESULTS

	Teachers	Students*	Parents*
Number of surveys returned	45	248	135
Percent satisfied with learning environment	97.8%	77.3%	86.7%
Percent satisfied with social and physical environment	97.8%	79.1%	80.7%
Percent satisfied with school-home relations	84.4%	87.8%	77.8%

*Only students at the highest middle school grade level at this school and their parents were included.

Comprehensive detail, including definitions of ratings, performance criteria, and explanations of status, is available on www.ed.sc.gov and www.eoc.sc.gov as well as school and school district websites.

Printed versions are available from school districts upon request.

Abbreviations Key

N/A Not Applicable N/AV Not Available N/C Not Collected N/R Not Reported I/S Insufficient Sample TBD To be determined
 NI Newly Identified CSI Continuing School Improvement CA Corrective Action RP Plan to Restructure R Restructure DELAY School Improvement Status HOLD School Improvement Status