



SC Annual School Report Card Summary

Cherokee Trail Elementary School
 Abbeville County School District
 Grades: PK-7 Enrollment: 433
 Principal: Chester R. King
 Superintendent: Dr. Ivan Randolph
 Board Chair: Dr. Bill Crenshaw

PERFORMANCE

Comprehensive detail, including definitions of ratings, performance criteria, and explanations of status, is available on www.ed.sc.gov and www.eoc.sc.gov as well as school and school district websites. Printed versions are available from school districts upon request.

YEAR	ABSOLUTE RATING	GROWTH RATING	PALMETTO GOLD AND SILVER AWARD		ESEA/FEDERAL ACCOUNTABILITY RATING SYSTEM	
			General Performance	Closing the Gap	ESEA Grade	Accountability Indicator
2012	Excellent	Excellent	TBD	TBD	A	Reward
2011	Good	Good	Gold	N/A	Not Met	N/A
2010	Good	Good	Gold	Silver	Met	N/A

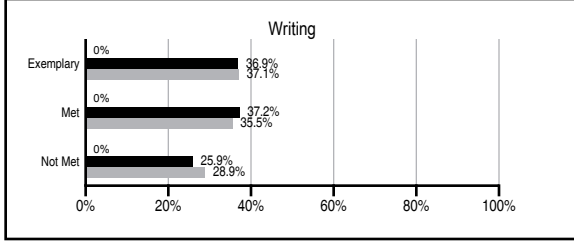
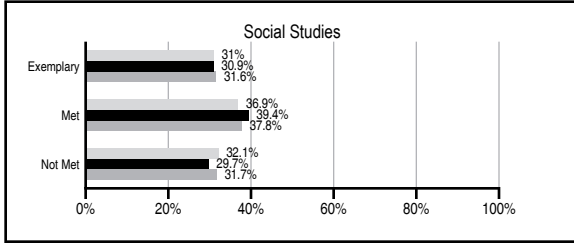
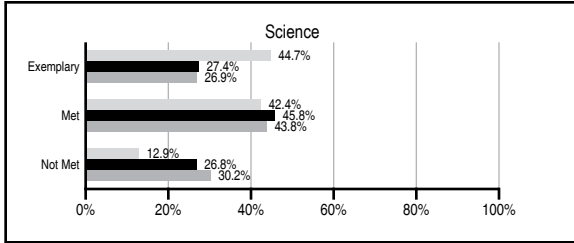
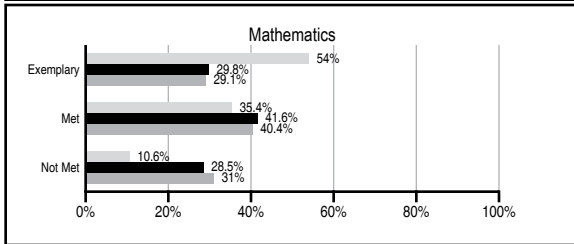
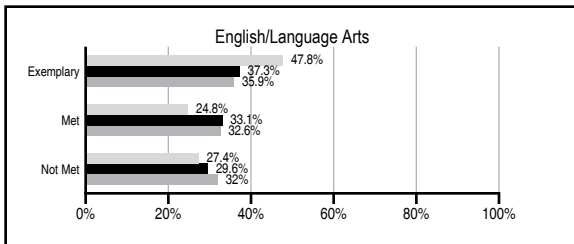
ABSOLUTE RATINGS OF MIDDLE SCHOOLS WITH STUDENTS LIKE OURS*

EXCELLENT	GOOD	AVERAGE	BELOW AVERAGE	AT-RISK
6	20	35	2	0

* Ratings are calculated with data available by 11/07/2012. Schools with Students Like Ours are Middle Schools with Poverty Indices of no more than 5% above or below the index for this school.


PASS PERFORMANCE

Our School Middle Schools with Students Like Ours Middle schools statewide



NAEP PERFORMANCE*

* Performance reported for SC and nation, data not available at school level. Percentages at NAEP Achievement Levels.



END OF COURSE TESTS - 2012

% of students scoring 70 or above on:	Our Middle School	Middle Schools with Students Like Ours
Algebra 1/Math for the Technologies 2	N/A	97.7
English 1	N/A	97.5
Physical Science	N/A	N/A
US History and the Constitution	N/A	N/A
All Subjects	N/A	97.3

SC PERFORMANCE VISION

By 2020 all students will graduate with the knowledge and skills necessary to compete successfully in the global economy, participate in a democratic society and contribute positively as members of families and communities.

Abbreviations Key

N/A Not Applicable N/AV Not Available N/C Not Collected N/R Not Reported I/S Insufficient Sample TBD To be determined

Cherokee Trail Elementary School
[Abbeville County School District]

SCHOOL PROFILE

	Our School	Change from Last Year	Middle Schools with Students Like Ours	Median Middle School
Students (n=433)				
Students enrolled in high school credit courses (grades 7 & 8)	0.0%	No Change	24.5%	22.9%
Retention rate	0.5%	Down from 1.6%	0.8%	0.8%
Attendance rate	95.8%	Up from 95.5%	95.8%	96.2%
Served by gifted and talented program	N/AV	N/AV	N/AV	N/AV
With disabilities other than speech	N/AV	N/AV	N/AV	N/AV
Older than usual for grade	N/AV	N/AV	N/AV	N/AV
Out-of-school suspensions or expulsions for violent and/or criminal offenses	0.5%	Up from 0.4%	0.6%	0.5%
Annual dropout rate	0.0%	No Change	0.0%	0.0%
Teachers (n=28)				
Teachers with advanced degrees	78.6%	Up from 72.4%	61.3%	61.3%
Continuing contract teachers	N/AV	N/AV	N/AV	N/AV
Teachers returning from previous year	92.8%	Down from 96.4%	87.5%	86.7%
Teacher attendance rate	94.0%	Down from 94.7%	95.0%	95.2%
Average teacher salary*	\$51,723	Up 1.7%	\$46,852	\$46,422
Classes not taught by highly qualified teachers	0.0%	No Change	1.7%	2.0%
Professional development days/teacher	0.9 days	Down from 2.7 days	9.8 days	10.0 days
School				
Principal's years at school	17.0	Down from 20.0	5.0	4.0
Student-teacher ratio in core subjects	19.4 to 1	Down from 20.7 to 1	22.3 to 1	22.0 to 1
Prime instructional time	89.3%	Down from 89.5%	89.4%	90.1%
Opportunities in the arts	Good	No Change	Good	Good
SACS accreditation	Yes	No Change	Yes	Yes
Parents attending conferences	100.0%	No Change	99.0%	98.8%
Character development program	Excellent	No Change	Good	Good
Dollars spent per pupil**	\$6,168	Down 7.7%	\$7,080	\$7,245
Percent of expenditures for instruction**	77.6%	Down from 78.7%	64.5%	63.1%
Percent of expenditures for teacher salaries**	77.1%	Up from 76.1%	63.0%	60.9%
ESEA composite index score	95.5	N/A	86.7	88.1

* Length of contract = 185+ days.

** Prior year audited financial data available.

EVALUATION RESULTS

	Teachers	Students*	Parents*
Number of surveys returned	32	49	25
Percent satisfied with learning environment	93.5%	96.4%	87.0%
Percent satisfied with social and physical environment	96.8%	98.2%	80.0%
Percent satisfied with school-home relations	96.6%	100.0%	72.0%

*Only students at the highest middle school grade level at this school and their parents were included.

REPORT OF PRINCIPAL AND SCHOOL IMPROVEMENT COUNCIL

The 2011-2012 school year was another successful and exciting time for Cherokee Trail Elementary. Through the hard work of our students and the strong dedication of our teachers, Cherokee Trail Elementary was the proud recipient of a Palmetto Gold Award for Academic Performance from the State Department of Education. This achievement was possible because of the commitment of the parents, the students, and the teachers to the educational process. We will continue to improve our academic program even in this time of school budget shortfalls. We will strive to ensure that the needs of every student at our school are addressed in a caring and professional manner.

Our students have been recognized for a variety of accomplishments during the 2011-2012 academic year. Ten students participated in the Duke Talent Identification Program. A fourth grade student placed sixth in the Regional Spelling Bee. Cherokee Trail teams won first and second place in the state while competing in the Ecybermission on line math and science competition sponsored by the US Army.

Our faculty, staff, and students volunteered their time and efforts in school-wide and community projects. Cherokee Trail Elementary collected and contributed food for the annual Due West Community Thanksgiving Dinner, for the Connie Maxwell Children's Home, and for the needy families at the school. The Junior Beta Club also collected additional food for the United Ministries Abbeville Food Bank. A substantial cash donation was raised by our young folks showcasing their athletic ability for Hoops for Hearts. These projects were successful because of the willingness of our students to give to those in need.

Angie Nickles was honored to be chosen as Teacher of the Year by the faculty at Cherokee Trail Elementary. She will represent Cherokee Trail in the District Teacher of the Year.

We appreciate the service given by Erskine College students who help tutor many of our students and by the Erskine Athletic Department for their sponsorship of Field Day. Similarly, we want to recognize the Terrific Kids Program, sponsored by the Due West Lions Club, which continued to recognize outstanding students at our school.

Our PTO and School Improvement Council are sincerely appreciated for their contributions to our school. These organizations enhanced our school with additional monetary funding. They supplied us with individuals who volunteered on a weekly basis and sponsored special student activities throughout the year.

Chester R. King, Principal

Angie Nickles, School Improvement Chairperson

Comprehensive detail, including definitions of ratings, performance criteria, and explanations of status, is available on www.ed.sc.gov and www.eoc.sc.gov as well as school and school district websites.

Printed versions are available from school districts upon request.

Abbreviations Key

N/A Not Applicable N/AV Not Available N/C Not Collected N/R Not Reported I/S Insufficient Sample TBD To be determined

NI Newly Identified CSI Continuing School Improvement CA Corrective Action RP Plan to Restructure R Restructure DELAY School Improvement Status HOLD School Improvement Status