



# SC Annual School Report Card Summary

Wright Middle School  
 Abbeville County School District  
 Grades: 6-8 Enrollment: 440  
 Principal: Dick Williams  
 Superintendent: Dr. Ivan Randolph  
 Board Chair: Dr. Bill Crenshaw

## PERFORMANCE

Comprehensive detail, including definitions of ratings, performance criteria, and explanations of status, is available on [www.ed.sc.gov](http://www.ed.sc.gov) and [www.eoc.sc.gov](http://www.eoc.sc.gov) as well as school and school district websites. Printed versions are available from school districts upon request.

YEAR	ABSOLUTE RATING	GROWTH RATING	PALMETTO GOLD AND SILVER AWARD		ESEA/FEDERAL ACCOUNTABILITY RATING SYSTEM	
			General Performance	Closing the Gap	ESEA Grade	Accountability Indicator
2012	Excellent	Excellent	TBD	TBD	A	N/A
2011	Good	Good	Silver	N/A	Not Met	N/A
2010	Good	Good	Silver	Silver	Not Met	N/A

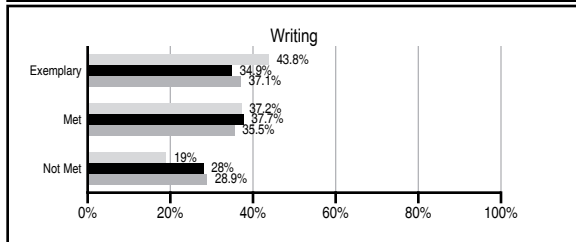
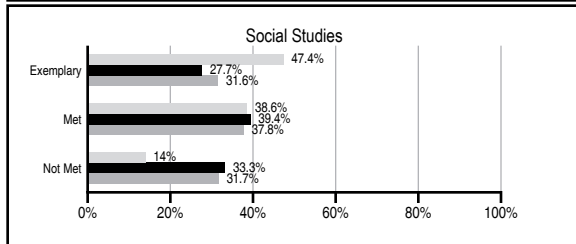
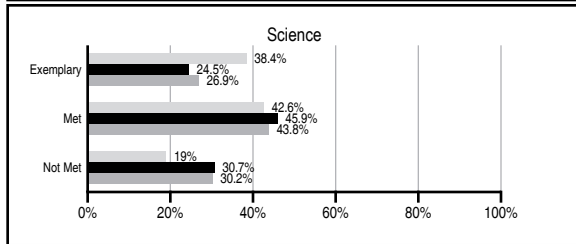
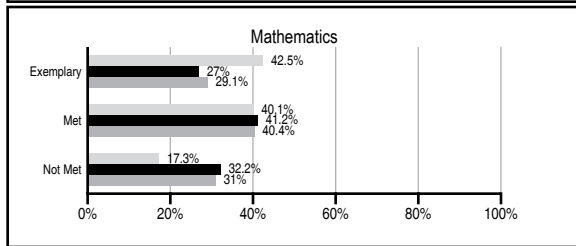
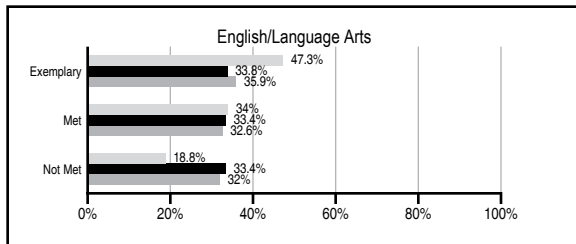
## ABSOLUTE RATINGS OF MIDDLE SCHOOLS WITH STUDENTS LIKE OURS\*

EXCELLENT	GOOD	AVERAGE	BELOW AVERAGE	AT-RISK
6	10	41	4	2

\* Ratings are calculated with data available by 11/07/2012. Schools with Students Like Ours are Middle Schools with Poverty Indices of no more than 5% above or below the index for this school.

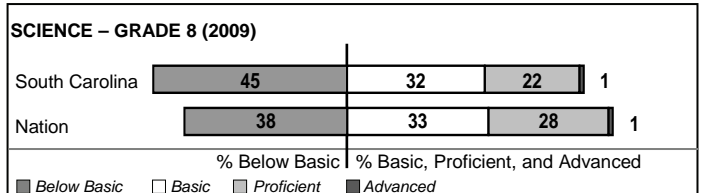
## PASS PERFORMANCE

Our School Middle Schools with Students Like Ours Middle schools statewide



## NAEP PERFORMANCE\*

\* Performance reported for SC and nation, data not available at school level. Percentages at NAEP Achievement Levels.



## END OF COURSE TESTS - 2012

% of students scoring 70 or above on:	Our Middle School	Middle Schools with Students Like Ours
Algebra 1/Math for the Technologies 2	N/A	96.5
English 1	N/A	96.4
Physical Science	N/A	N/A
US History and the Constitution	N/A	N/A
All Subjects	N/A	96.4

## SC PERFORMANCE VISION

By 2020 all students will graduate with the knowledge and skills necessary to compete successfully in the global economy, participate in a democratic society and contribute positively as members of families and communities.

### Abbreviations Key

N/A Not Applicable N/AV Not Available N/C Not Collected N/R Not Reported I/S Insufficient Sample TBD To be determined

# Wright Middle School [Abbeville County School District]

## SCHOOL PROFILE

	Our School	Change from Last Year	Middle Schools with Students Like Ours	Median Middle School
<b>Students (n=440)</b>				
Students enrolled in high school credit courses (grades 7 & 8)	0.0%	No Change	21.7%	22.9%
Retention rate	0.5%	No Change	0.7%	0.8%
Attendance rate	95.5%	Down from 98.7%	95.9%	96.2%
Served by gifted and talented program	N/AV	N/AV	N/AV	N/AV
With disabilities other than speech	N/AV	N/AV	N/AV	N/AV
Older than usual for grade	N/AV	N/AV	N/AV	N/AV
Out-of-school suspensions or expulsions for violent and/or criminal offenses	0.0%	Down from 0.2%	0.5%	0.5%
Annual dropout rate	0.0%	No Change	0.0%	0.0%
<b>Teachers (n=30)</b>				
Teachers with advanced degrees	63.3%	Up from 62.1%	60.0%	61.3%
Continuing contract teachers	N/AV	N/AV	N/AV	N/AV
Teachers returning from previous year	90.2%	Up from 89.2%	87.2%	86.7%
Teacher attendance rate	97.7%	Down from 98.1%	95.3%	95.2%
Average teacher salary*	\$46,155	Up 0.9%	\$46,483	\$46,422
Classes not taught by highly qualified teachers	16.7%	Up from 0.0%	1.1%	2.0%
Professional development days/teacher	5.2 days	Up from 5.0 days	9.9 days	10.0 days
<b>School</b>				
Principal's years at school	7.0	Up from 6.0	5.0	4.0
Student-teacher ratio in core subjects	18.7 to 1	Up from 18.5 to 1	21.7 to 1	22.0 to 1
Prime instructional time	93.0%	Down from 96.7%	89.9%	90.1%
Opportunities in the arts	Good	No Change	Good	Good
SACS accreditation	Yes	No Change	Yes	Yes
Parents attending conferences	98.4%	Down from 100.0%	98.6%	98.8%
Character development program	Excellent	No Change	Good	Good
Dollars spent per pupil**	\$7,272	Down 9.5%	\$7,120	\$7,245
Percent of expenditures for instruction**	65.3%	Down from 66.2%	62.5%	63.1%
Percent of expenditures for teacher salaries**	64.7%	Down from 65.5%	60.8%	60.9%
ESEA composite index score	94.4	N/A	85.7	88.1

\* Length of contract = 185+ days.

\*\* Prior year audited financial data available.

## REPORT OF PRINCIPAL AND SCHOOL IMPROVEMENT COUNCIL

The 2011-2012 school year proved to be a successful year for the students of Wright Middle School. The hard work of our students and teachers coupled with tremendous parental and community support provided the framework for an environment which fostered great academic achievement. Wright Middle School was honored to be a 2011-2012 recipient of the Palmetto Silver Award.

During a time of continuing budget shortfalls, we are thankful for a supportive Superintendent and administrative team at the district level to support our efforts to achieve academic excellence at Wright Middle School. The faculty and staff of Wright Middle School will continue to work at their highest level to afford a superior education opportunity for its students.

F. R. (Dick) Williams, Jr., Interim Principal

## EVALUATION RESULTS

	Teachers	Students*	Parents*
Number of surveys returned	29	126	87
Percent satisfied with learning environment	96.6%	82.5%	92.9%
Percent satisfied with social and physical environment	100.0%	87.2%	89.3%
Percent satisfied with school-home relations	86.2%	85.5%	82.1%

\*Only students at the highest middle school grade level at this school and their parents were included.

Comprehensive detail, including definitions of ratings, performance criteria, and explanations of status, is available on [www.ed.sc.gov](http://www.ed.sc.gov) and [www.eoc.sc.gov](http://www.eoc.sc.gov) as well as school and school district websites.

Printed versions are available from school districts upon request.

### Abbreviations Key

N/A Not Applicable N/AV Not Available N/C Not Collected N/R Not Reported I/S Insufficient Sample TBD To be determined

NI Newly Identified CSI Continuing School Improvement CA Corrective Action RP Plan to Restructure R Restructure DELAY School Improvement Status HOLD School Improvement Status