

SC Annual School Report Card Summary

Northwestern High School
 York 3 - Rock Hill Schools
 Grades: 9-12 Enrollment: 1,689
 Principal: James A. Blake II
 Superintendent: Dr. Lynn P. Moody
 Board Chair: Bob Norwood

PERFORMANCE

Comprehensive detail, including definitions of ratings, performance criteria, and explanations of status, is available on www.ed.sc.gov and www.eoc.sc.gov as well as school and school district websites. Printed versions are available from school districts upon request.

YEAR	ABSOLUTE RATING	GROWTH RATING	PALMETTO GOLD AND SILVER AWARD		ESEA/FEDERAL ACCOUNTABILITY RATING SYSTEM	
			General Performance	Closing the Gap	ESEA Grade	Accountability Indicator
2012	Good	Average	TBD	TBD	B	N/A
2011	Good	Below Average	N/A	N/A	Not Met	N/A
2010	Good	Average	N/A	Silver	Not Met	N/A

ABSOLUTE RATINGS OF HIGH SCHOOLS WITH STUDENTS LIKE OURS*

EXCELLENT	GOOD	AVERAGE	BELOW AVERAGE	AT-RISK
23	6	0	0	0

* Ratings are calculated with data available by 11/07/2012. Schools with Students Like Ours are High Schools with Poverty Indices of no more than 5% above or below the index for this school.

HIGH SCHOOL ASSESSMENT PROGRAM(HSAP) EXAM PASSAGE RATE(%): SECOND YEAR STUDENTS

	Our High School		High Schools with Students Like Ours	
	2011	2012	2011	2012
Passed 2 subtests (%)	83.9%	81.0%	83.2%	84.9%
Passed 1 subtest (%)	8.2%	12.2%	10.1%	9.4%
Passed no subtests (%)	7.9%	6.8%	6.7%	5.9%

HSAP PASSAGE RATE (%) BY SPRING 2012

	Our High School	High Schools with Students Like Ours
Passage Rate	93.3%	94.4%

ON-TIME GRADUATION RATE




	Our High School	High Schools with Students Like Ours
Number of students	434	382
Number of Diplomas	357	304
Rate (%)	82.3%	80.3%

END OF COURSE TESTS - 2012

% of students scoring 70 or above on:	Our High School	High Schools with Students Like Ours
Algebra 1/Math for the Technologies 2	81.3	81.5
English 1	71.6	71.5
Biology 1/Applied Biology 2	74.7	82.0
US History and the Constitution	53.6	58.6
All Tests	70.2	74.0

NAEP PERFORMANCE*

* Performance reported for SC and nation, data not available at school level. Percentages at NAEP Achievement Levels.



SC PERFORMANCE VISION

By 2020 all students will graduate with the knowledge and skills necessary to compete successfully in the global economy, participate in a democratic society and contribute positively as members of families and communities.

Abbreviations Key

N/A Not Applicable N/AV Not Available N/C Not Collected N/R Not Reported I/S Insufficient Sample TBD To be determined

Northwestern High School [York 3 - Rock Hill Schools]

SCHOOL PROFILE

	Our School	Change from Last Year	High Schools with Students Like Ours	Median High School
Students (n=1,689)				
Retention rate	3.1%	Down from 3.6%	2.4%	3.0%
Attendance rate	95.1%	Up from 94.2%	95.4%	95.3%
Served by gifted and talented program	N/AV	N/AV	N/AV	N/AV
With disabilities other than speech	N/AV	N/AV	N/AV	N/AV
Older than usual for grade	N/AV	N/AV	N/AV	N/AV
Out-of-school suspensions or expulsions for violent and/or criminal offenses	0.6%	Up from 0.5%	0.9%	0.9%
Enrolled in AP/IB programs	41.3%	Up from 23.3%	24.4%	13.4%
Successful on AP/IB exams	53.4%	Up from 52.5%	54.1%	50.9%
Eligible for LIFE Scholarship	55.3%	Up from 29.0%	37.0%	30.1%
Annual dropout rate	3.0%	Down from 3.9%	2.3%	2.3%
Career/technology students in co-curricular organizations	0.0%	No Change	1.7%	2.7%
Enrollment in career/technology courses	978	Up from 826	744	395
Career/technology students attaining technical skills	89.3%	Up from 82.8%	84.5%	84.0%
Teachers (n=99)				
Teachers with advanced degrees	54.5%	Up from 52.6%	66.7%	63.2%
Continuing contract teachers	N/AV	N/AV	N/AV	N/AV
Teachers returning from previous year	89.6%	Down from 91.8%	89.6%	86.6%
Teacher attendance rate	95.1%	Down from 95.7%	95.4%	95.2%
Average teacher salary*	\$48,060	Up 2.5%	\$48,385	\$47,326
Classes not taught by highly qualified teachers	1.4%	Up from 1.2%	2.0%	3.6%
Professional development days/teacher	14.5 days	Up from 12.6 days	8.8 days	9.7 days
School				
Principal's years at school	9.0	Up from 8.0	5.5	4.0
Student-teacher ratio in core subjects	28.2 to 1	Down from 29.7 to 1	29.4 to 1	27.1 to 1
Prime instructional time	89.2%	Up from 89.1%	89.3%	89.4%
Dollars spent per pupil**	\$6,647	Down 2.0%	\$6,656	\$7,761
Percent of expenditures for teacher salaries**	60.9%	Down from 61.2%	59.5%	57.1%
Percent of expenditures for instruction**	61.8%	Down from 62.6%	60.6%	59.6%
Opportunities in the arts	Excellent	No Change	Excellent	Excellent
SACS accreditation	Yes	No Change	Yes	Yes
Parents attending conferences	95.8%	Down from 99.0%	98.1%	97.8%
Character development program	Excellent	Up from Good	Good	Good
ESEA composite index score	83.1	N/A	84.6	78.2

* Length of contract = 185+ days.

** Prior year audited financial data available.

EVALUATION RESULTS

	Teachers	Students*	Parents*
Number of surveys returned	77	301	34
Percent satisfied with learning environment	90.9%	80.9%	87.1%
Percent satisfied with social and physical environment	94.8%	87.6%	84.8%
Percent satisfied with school-home relations	89.5%	88.0%	87.5%

*Only eleventh grade students and their parents were included. For schools without grade eleven, only the highest grade was included.

Comprehensive detail, including definitions of ratings, performance criteria, and explanations of status, is available on www.ed.sc.gov and www.eoc.sc.gov as well as school and school district websites.

Printed versions are available from school districts upon request.

REPORT OF PRINCIPAL AND SCHOOL IMPROVEMENT COUNCIL

Celebrating forty years of excellence, Northwestern prides itself in providing opportunities for all students to be successful academically, artistically, and athletically. Over the last four years, Northwestern faculty and staff have provided world class instruction to a diverse group of young adults. Their overall dedication to the profession earned the staff acclaim noted by two of their fellow colleagues being named as South Carolina's State Teachers of the Year. Our school site program of studies offerings like CATE, Honors, Advanced Placement, International Baccalaureate, and Project Lead the Way gained school wide awards and recognition. Accredited by Southern Association of Colleges and Schools and the High School That Works Technical Assistance Visit team, Northwestern has been annually recognized as a Palmetto Silver Award recipient for academic excellence. Our students' talents are always showcased with state honors being recognized for "Visions" literary magazine. In the 2012 graduating class, thirty-seven seniors graduated with Highest Honors, twenty-two graduated with Honors, thirteen completed the academic and extracurricular requirements for the International Baccalaureate Diploma, sixty took three or more Advanced Placement Exams, ninety-nine were awarded a Gold Seal diploma, nine were awarded the SC Academic Achievement Honors Diploma, and twenty-six were recognized as Palmetto Fellows. The combined monetary value of all scholarships awarded to the Class of 2012 exceeded \$7 Million.

Northwestern's performing and visual arts program produced many All-State performers. Our students exhibited artwork in local and state competitions with many pieces receiving top honors. One piece will be displayed on our National Capital grounds during the 2012-13 school year. Our school's orchestra program gained state and regional recognition by scoring superior ratings on the highest level of performed music in the SC Music Educators Association competition. The choral students, finishing second in state competition, entertained our community with a winter holiday and spring concert, along with other many requested community events. Our theater department performed multiple shows for the school and community as well. The Purple Regiment Marching Band advanced through state and regional competitions and finished as silver medalist for the 2011 marching season, which helped our total band program secure The Outstanding Performance Award given by the SC Band Director's Association for the 23rd consecutive year. As a result of the competitive spirit of our student/athletes and twenty varsity teams, Northwestern lead our region and schools our size in the SCHSL Director's Cup competition which recognizes the classifications most competitive athletic programs. Every varsity team was successful in gaining a birth in post season play. Northwestern finished the school year with five region championships (competitive cheerleading, girls basketball, baseball, boys track, girls soccer) and one upper-state championship (cheer). The SC High School League recognized and awarded Northwestern athletes and coaches a state leading fifty-four Scholar athletic certificates, sixty-two All-Region athlete awards, four Region Coaches of the Year awards, fifteen All-State Athlete certificates and medallions, two State Coaches of the Year honors, and two Individual State Champion Athlete awards. Fifteen seniors in this year's graduating class have been offered athletic scholarships to compete at the collegiate level. It is Northwestern's mission to provide the greatest educational experience for its students, staff, and community.

Ms. Jackie Tindal – SIC Chair
James Blake II - Principal

Mr.

Abbreviations Key

N/A Not Applicable N/AV Not Available N/C Not Collected N/R Not Reported I/S Insufficient Sample TBD To be determined

NI Newly Identified CSI Continuing School Improvement CA Corrective Action RP Plan to Restructure R Restructure DELAY School Improvement Status HOLD School Improvement Status