

SC Annual School Report Card Summary

Lakewood High School
 Sumter School District
 Grades: 9-12 Enrollment: 1,112
 Principal: Sherril P. Ray
 Superintendent: Randolph D. Bynum, Sr.
 Board Chair: Larry D. Addison

PERFORMANCE

Comprehensive detail, including definitions of ratings, performance criteria, and explanations of status, is available on www.ed.sc.gov and www.eoc.sc.gov as well as school and school district websites. Printed versions are available from school districts upon request.

YEAR	ABSOLUTE RATING	GROWTH RATING	PALMETTO GOLD AND SILVER AWARD		ESEA/FEDERAL ACCOUNTABILITY RATING SYSTEM	
			General Performance	Closing the Gap	ESEA Grade	Accountability Indicator
2012	Average	Average	TBD	TBD	D	N/A
2011	Average	At-Risk	N/A	N/A	Not Met	N/A
2010	Average	At-Risk	N/A	N/A	N/A	N/A

ABSOLUTE RATINGS OF HIGH SCHOOLS WITH STUDENTS LIKE OURS*

EXCELLENT	GOOD	AVERAGE	BELOW AVERAGE	AT-RISK
4	3	20	1	2

* Ratings are calculated with data available by 11/07/2012. Schools with Students Like Ours are High Schools with Poverty Indices of no more than 5% above or below the index for this school.

HIGH SCHOOL ASSESSMENT PROGRAM(HSAP) EXAM PASSAGE RATE(%): SECOND YEAR STUDENTS

	Our High School		High Schools with Students Like Ours	
	2011	2012	2011	2012
Passed 2 subtests (%)	62.0%	64.4%	66.8%	69.1%
Passed 1 subtest (%)	25.1%	22.1%	18.9%	17.1%
Passed no subtests (%)	12.9%	13.5%	14.3%	13.8%

HSAP PASSAGE RATE (%) BY SPRING 2012

	Our High School	High Schools with Students Like Ours
Passage Rate	91.1%	88.8%

ON-TIME GRADUATION RATE

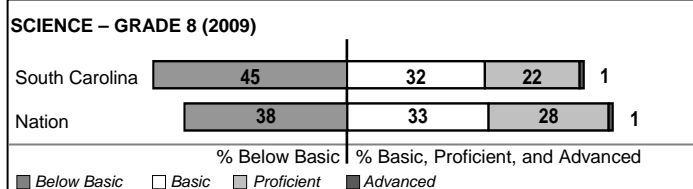


	Our High School	High Schools with Students Like Ours
Number of students	281	178
Number of Diplomas	225	129
Rate (%)	80.1%	72.9%

END OF COURSE TESTS - 2012

% of students scoring 70 or above on:	Our High School	High Schools with Students Like Ours
Algebra 1/Math for the Technologies 2	45.1	61.6
English 1	49.0	52.4
Biology 1/Applied Biology 2	48.6	63.5
US History and the Constitution	42.4	33.6
All Tests	46.2	49.6

NAEP PERFORMANCE*

* Performance reported for SC and nation, data not available at school level. Percentages at NAEP Achievement Levels.



SC PERFORMANCE VISION

By 2020 all students will graduate with the knowledge and skills necessary to compete successfully in the global economy, participate in a democratic society and contribute positively as members of families and communities.

Abbreviations Key

N/A Not Applicable N/AV Not Available N/C Not Collected N/R Not Reported I/S Insufficient Sample TBD To be determined

Lakewood High School [Sumter School District]

SCHOOL PROFILE

	Our School	Change from Last Year	High Schools with Students Like Ours	Median High School
Students (n=1,112)				
Retention rate	0.5%	N/A	4.2%	3.0%
Attendance rate	93.2%	N/A	94.8%	95.3%
Served by gifted and talented program	N/AV	N/AV	N/AV	N/AV
With disabilities other than speech	N/AV	N/AV	N/AV	N/AV
Older than usual for grade	N/AV	N/AV	N/AV	N/AV
Out-of-school suspensions or expulsions for violent and/or criminal offenses	1.0%	N/R	1.0%	0.9%
Enrolled in AP/IB programs	0.0%	N/R	7.0%	13.4%
Successful on AP/IB exams	N/A	N/A	20.2%	50.9%
Eligible for LIFE Scholarship	33.6%	N/R	28.7%	30.1%
Annual dropout rate	0.4%	N/A	2.5%	2.3%
Career/technology students in co-curricular organizations	N/A	N/A	5.6%	2.7%
Enrollment in career/technology courses	744	N/A	352	395
Career/technology students attaining technical skills	83.3%	N/A	81.6%	84.0%
Teachers (n=50)				
Teachers with advanced degrees	54.0%	N/A	61.1%	63.2%
Continuing contract teachers	N/AV	N/AV	N/AV	N/AV
Teachers returning from previous year	73.5%	N/A	82.9%	86.6%
Teacher attendance rate	96.5%	N/R	94.8%	95.2%
Average teacher salary*	\$43,326	I/S	\$45,662	\$47,326
Classes not taught by highly qualified teachers	10.0%	N/A	2.9%	3.6%
Professional development days/teacher	7.9 days	N/R	11.6 days	9.7 days
School				
Principal's years at school	8.0	N/R	2.0	4.0
Student-teacher ratio in core subjects	39.4 to 1	N/R	23.7 to 1	27.1 to 1
Prime instructional time	89.1%	N/R	87.8%	89.4%
Dollars spent per pupil**	N/A	N/A	\$9,399	\$7,761
Percent of expenditures for teacher salaries**	N/A	N/A	54.4%	57.1%
Percent of expenditures for instruction**	N/A	N/A	58.4%	59.6%
Opportunities in the arts	Excellent	N/R	Excellent	Excellent
SACS accreditation	Yes	N/R	Yes	Yes
Parents attending conferences	89.9%	N/R	97.5%	97.8%
Character development program	Excellent	N/R	Good	Good
ESEA composite index score	66.8	N/A	66.0	78.2

* Length of contract = 185+ days.

** Prior year audited financial data available.

REPORT OF PRINCIPAL AND SCHOOL IMPROVEMENT COUNCIL

Lakewood High School has experienced another successful year as students, faculty, and school organizations have received recognition for outstanding achievements. Our theme this year, "In Unity We Stand", reflected our efforts to work together as a school and as a newly consolidated district to continue our unending journey on the road to excellence.

Lakewood is committed to providing each and every student with a quality education that will prepare them for their future endeavors. During the school day, extra assistance is provided to prepare students for HSAP, SAT, ACT, improving academics in individual subject areas, and reading and writing. The development of positive relationships between students and staff is encouraged and supported by the Gator Advisory Program (GAP), a time in which students have opportunity to interact with their homeroom teacher and get a chance to know each other better. These monthly meetings provide an avenue to build strong and productive relationships that motivate students to achieve.

As the school strives for academic excellence, Lakewood also offers a comprehensive extracurricular program so that students have the opportunity to develop and enhance special talents and abilities. Students are active in athletics and various clubs and organizations at the local, state, and national levels. Lakewood High School sets high expectations for student achievement and seeks to reward those students who are setting themselves apart in academics, attendance, and citizenship with special award programs and assemblies.

The support of parents and the community is vital to our reaching the goals that we have set. Students, staff, parents, and the community can work together towards the common goal of preparing our future citizens for success. "In Unity We Stand"

Sherril Ray, Principal
Gerlies McCreia, School Improvement Council

EVALUATION RESULTS

	Teachers	Students*	Parents*
Number of surveys returned	47	180	24
Percent satisfied with learning environment	68.1%	63.1%	66.7%
Percent satisfied with social and physical environment	76.6%	67.0%	45.8%
Percent satisfied with school-home relations	43.5%	72.1%	63.6%

*Only eleventh grade students and their parents were included. For schools without grade eleven, only the highest grade was included.

Comprehensive detail, including definitions of ratings, performance criteria, and explanations of status, is available on www.ed.sc.gov and www.eoc.sc.gov as well as school and school district websites.

Printed versions are available from school districts upon request.

Abbreviations Key

N/A Not Applicable N/AV Not Available N/C Not Collected N/R Not Reported I/S Insufficient Sample TBD To be determined
NI Newly Identified CSI Continuing School Improvement CA Corrective Action RP Plan to Restructure R Restructure DELAY School Improvement Status HOLD School Improvement Status