SC Annual School Report Card Summary

Crestwood High School
Sumter School District
Grades: 9-12 **Enrollment: 1,165**
Principal: John B. Huggins
Superintendent: Randolph D. Bynum, Sr.
Board Chair: Larry D. Addison

PERFORMANCE

Comprehensive detail, including definitions of ratings, performance criteria, and explanations of status, is available on www.ed.sc.gov and www.eoc.sc.gov as well as school and school district websites. Printed versions are available from school districts upon request.

YEAR	ABSOLUTE RATING	GROWTH RATING	PALMETTO GOLD AND SILVER AWARD		ESEA/FEDERAL ACCOUNTABILITY RATING SYSTEM	
			General Performance	Closing the Gap	ESEA Grade	Accountability Indicator
2012	Excellent	Good	TBD	TBD	B	N/A
2011	Good	Excellent	N/A	N/A	Not Met	N/A
2010	Average	At-Risk	N/A	N/A	N/A	N/A

ABSOLUTE RATINGS OF HIGH SCHOOLS WITH STUDENTS LIKE OURS*

EXCELLENT	GOOD	AVERAGE	BELOW AVERAGE	AT-RISK
9	9	15	0	3

** Ratings are calculated with data available by 11/07/2012. Schools with Students Like Ours are High Schools with Poverty Indices of no more than 5% above or below the index for this school.*

HIGH SCHOOL ASSESSMENT PROGRAM(HSAP) EXAM PASSAGE RATE(%): SECOND YEAR STUDENTS

	Our High School		High Schools with Students Like Ours	
	2011	2012	2011	2012
Passed 2 subtests (%)	76.7%	70.5%	72.6%	74.6%
Passed 1 subtest (%)	14.8%	20.3%	16.8%	15.4%
Passed no subtests (%)	8.5%	9.2%	11.2%	12.6%

HSAP PASSAGE RATE (%) BY SPRING 2012

	Our High School	High Schools with Students Like Ours
Passage Rate	92.4%	89.8%

ON-TIME GRADUATION RATE

	Our High School	High Schools with Students Like Ours
Number of students	321	227
Number of Diplomas	270	151
Rate (%)	84.1%	72.1%

END OF COURSE TESTS - 2012

% of students scoring 70 or above on:	Our High School	High Schools with Students Like Ours
Algebra 1/Math for the Technologies 2	58.0	74.5
English 1	63.0	63.3
Biology 1/Applied Biology 2	55.8	72.9
US History and the Constitution	40.6	46.6
All Tests	53.5	63.7

NAEP PERFORMANCE*

** Performance reported for SC and nation, data not available at school level. Percentages at NAEP Achievement Levels.*







SC PERFORMANCE VISION

By 2020 all students will graduate with the knowledge and skills necessary to compete successfully in the global economy, participate in a democratic society and contribute positively as members of families and communities.

Abbreviations Key
N/A Not Applicable **N/AV** Not Available **N/C** Not Collected **N/R** Not Reported **I/S** Insufficient Sample **TBD** To be determined

Crestwood High School [Sumter School District]

SCHOOL PROFILE

	Our School	Change from Last Year	High Schools with Students Like Ours	Median High School
Students (n=1,165)				
Retention rate	1.2%	N/A	4.0%	3.0%
Attendance rate	91.4%	N/A	95.5%	95.3%
Served by gifted and talented program	N/AV	N/AV	N/AV	N/AV
With disabilities other than speech	N/AV	N/AV	N/AV	N/AV
Older than usual for grade	N/AV	N/AV	N/AV	N/AV
Out-of-school suspensions or expulsions for violent and/or criminal offenses	0.6%	N/R	0.6%	0.9%
Enrolled in AP/IB programs	0.0%	N/R	10.9%	13.4%
Successful on AP/IB exams	N/A	N/A	40.3%	50.9%
Eligible for LIFE Scholarship	27.3%	N/R	28.8%	30.1%
Annual dropout rate	1.6%	N/A	2.8%	2.3%
Career/technology students in co-curricular organizations	N/A	N/A	3.0%	2.7%
Enrollment in career/technology courses	799	N/A	318	395
Career/technology students attaining technical skills	82.0%	N/A	82.5%	84.0%
Teachers (n=65)				
Teachers with advanced degrees	73.8%	N/A	61.4%	63.2%
Continuing contract teachers	N/AV	N/AV	N/AV	N/AV
Teachers returning from previous year	84.5%	N/A	86.3%	86.6%
Teacher attendance rate	97.0%	N/R	95.8%	95.2%
Average teacher salary*	$46,301	I/S	$46,972	$47,326
Classes not taught by highly qualified teachers	7.9%	N/A	4.4%	3.6%
Professional development days/teacher	11.0 days	N/R	10.6 days	9.7 days
School				
Principal's years at school	8.0	N/R	4.0	4.0
Student-teacher ratio in core subjects	38.7 to 1	N/R	25.5 to 1	27.1 to 1
Prime instructional time	87.5%	N/R	89.8%	89.4%
Dollars spent per pupil**	N/A	N/A	$8,183	$7,761
Percent of expenditures for teacher salaries**	N/A	N/A	57.3%	57.1%
Percent of expenditures for instruction**	N/A	N/A	60.1%	59.6%
Opportunities in the arts	Good	N/R	Good	Excellent
SACS accreditation	Yes	N/R	Yes	Yes
Parents attending conferences	100.0%	N/R	98.2%	97.8%
Character development program	Excellent	N/R	Good	Good
ESEA composite index score	84.6	N/A	77.9	78.2

* Length of contract = 185+ days.
** Prior year audited financial data available.

EVALUATION RESULTS

	Teachers	Students*	Parents*
Number of surveys returned	40	194	34
Percent satisfied with learning environment	80.0%	44.8%	70.6%
Percent satisfied with social and physical environment	82.5%	64.4%	54.5%
Percent satisfied with school-home relations	66.7%	67.9%	64.7%

*Only eleventh grade students and their parents were included. For schools without grade eleven, only the highest grade was included.

Comprehensive detail, including definitions of ratings, performance criteria, and explanations of status, is available on **www.ed.sc.gov** and **www.eoc.sc.gov** as well as school and school district websites.

Printed versions are available from school districts upon request.

REPORT OF PRINCIPAL AND SCHOOL IMPROVEMENT COUNCIL

Crestwood High School serves a diverse population that comes from rural areas, the suburbs of Sumter, and Shaw Air Force Base. We meet the needs of our students by providing a wide range of educational opportunities incorporating both traditional teaching strategies and innovative instructional techniques to engage the learner. Crestwood students have access to additional educational opportunities through dual credit college courses that are offered on the school campus to qualified seniors and juniors. They also have access to the vocational courses at the Sumter County Career Center. We are a part of the High Schools That Work initiative and are also in the process of providing Common Core standards training for our staff. Implementation of Common Core standards will both enable our students to compete with greater success on national and international levels and simplify any transfers the students may make from district to district or from state to state.

As part of our ongoing improvement initiative, we have implemented the Knights' Round Table, a forty-five minute block each day devoted to literacy, special tutorials, credit recovery, and other activities. In addition, we have two career specialists to help guide the students in making informed decisions about the future.

Crestwood won a Palmetto Gold award for excellence and another Palmetto Gold award for narrowing the achievement gap for minorities, as announced during the 2011-2012 school year. In addition, we were awarded a $245,000 grant for innovation in serving at-risk students. Our students have gained recognition through competitions on the local, state, national, and international levels, winning awards in academics as well as co-curricular and athletic activities. The entire school program reflects the school mission statement, "Crestwood High School: Keeping Academics and Citizenship First and Foremost."

John B. Huggins, Principal
Candace J. Leggett, SIC President

Abbreviations Key
N/A Not Applicable **N/AV** Not Available **N/C** Not Collected **N/R** Not Reported **I/S** Insufficient Sample **TBD** To be determined
NI Newly Identified **CSI** Continuing School Improvement **CA** Corrective Action **RP** Plan to Restructure **R** Restructure **DELAY** School Improvement Status **HOLD** School Improvement Status