

SC Annual School Report Card Summary

James F. Byrnes High School
 Spartanburg 5 School District
 Grades: 9-12 Enrollment: 2,237
 Principal: Jeffrey R. Rogers
 Superintendent: Dr. Scott Turner
 Board Chair: Mr. Steve Brockman

PERFORMANCE

Comprehensive detail, including definitions of ratings, performance criteria, and explanations of status, is available on www.ed.sc.gov and www.eoc.sc.gov as well as school and school district websites. Printed versions are available from school districts upon request.

YEAR	ABSOLUTE RATING	GROWTH RATING	PALMETTO GOLD AND SILVER AWARD		ESEA/FEDERAL ACCOUNTABILITY RATING SYSTEM	
			General Performance	Closing the Gap	ESEA Grade	Accountability Indicator
2012	Excellent	Excellent	TBD	TBD	C	N/A
2011	Excellent	Good	Gold	Gold	Not Met	N/A
2010	Excellent	At-Risk	N/A	N/A	Not Met	N/A

ABSOLUTE RATINGS OF HIGH SCHOOLS WITH STUDENTS LIKE OURS*

EXCELLENT	GOOD	AVERAGE	BELOW AVERAGE	AT-RISK
26	6	1	0	0

* Ratings are calculated with data available by 11/07/2012. Schools with Students Like Ours are High Schools with Poverty Indices of no more than 5% above or below the index for this school.

HIGH SCHOOL ASSESSMENT PROGRAM(HSAP) EXAM PASSAGE RATE(%): SECOND YEAR STUDENTS

	Our High School		High Schools with Students Like Ours	
	2011	2012	2011	2012
Passed 2 subtests (%)	84.4%	81.0%	82.6%	84.4%
Passed 1 subtest (%)	7.4%	10.8%	10.4%	9.8%
Passed no subtests (%)	8.2%	8.2%	7.5%	6.4%

HSAP PASSAGE RATE (%) BY SPRING 2012

	Our High School	High Schools with Students Like Ours
Passage Rate	94.8%	94.2%

ON-TIME GRADUATION RATE

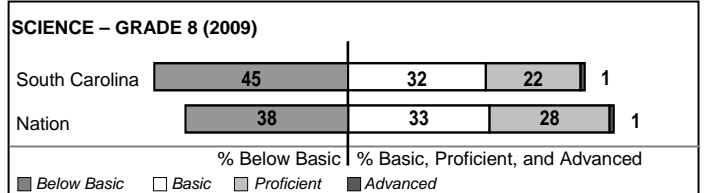


	Our High School	High Schools with Students Like Ours
Number of students	550	336
Number of Diplomas	450	264
Rate (%)	81.8%	78.6%

END OF COURSE TESTS - 2012

% of students scoring 70 or above on:	Our High School	High Schools with Students Like Ours
Algebra 1/Math for the Technologies 2	89.9	81.4
English 1	76.7	74.9
Biology 1/Applied Biology 2	81.6	81.4
US History and the Constitution	63.3	55.3
All Tests	77.6	72.8

NAEP PERFORMANCE*

* Performance reported for SC and nation, data not available at school level. Percentages at NAEP Achievement Levels.



SC PERFORMANCE VISION

By 2020 all students will graduate with the knowledge and skills necessary to compete successfully in the global economy, participate in a democratic society and contribute positively as members of families and communities.

Abbreviations Key

N/A Not Applicable N/AV Not Available N/C Not Collected N/R Not Reported I/S Insufficient Sample TBD To be determined

James F. Byrnes High School
[Spartanburg 5 School District]

SCHOOL PROFILE

	Our School	Change from Last Year	High Schools with Students Like Ours	Median High School
Students (n=2,237)				
Retention rate	1.8%	Down from 2.6%	2.5%	3.0%
Attendance rate	95.3%	Up from 94.6%	95.6%	95.3%
Served by gifted and talented program	N/AV	N/AV	N/AV	N/AV
With disabilities other than speech	N/AV	N/AV	N/AV	N/AV
Older than usual for grade	N/AV	N/AV	N/AV	N/AV
Out-of-school suspensions or expulsions for violent and/or criminal offenses	0.8%	Up from 0.7%	1.2%	0.9%
Enrolled in AP/IB programs	16.5%	Down from 20.4%	18.9%	13.4%
Successful on AP/IB exams	73.4%	No Change	53.6%	50.9%
Eligible for LIFE Scholarship	55.4%	No Change	33.6%	30.1%
Annual dropout rate	3.8%	Down from 4.3%	2.5%	2.3%
Career/technology students in co-curricular organizations	0.7%	Up from 0.5%	1.5%	2.7%
Enrollment in career/technology courses	587	Down from 601	657	395
Career/technology students attaining technical skills	85.4%	Down from 87.9%	85.0%	84.0%
Teachers (n=101)				
Teachers with advanced degrees	63.4%	Down from 65.0%	66.3%	63.2%
Continuing contract teachers	N/AV	N/AV	N/AV	N/AV
Teachers returning from previous year	94.8%	Up from 92.6%	89.6%	86.6%
Teacher attendance rate	94.0%	Down from 96.1%	95.6%	95.2%
Average teacher salary*	\$50,801	Up 2.2%	\$48,589	\$47,326
Classes not taught by highly qualified teachers	0.0%	No Change	1.8%	3.6%
Professional development days/teacher	3.2 days	Down from 6.6 days	9.7 days	9.7 days
School				
Principal's years at school	6.0	Up from 5.0	5.0	4.0
Student-teacher ratio in core subjects	30.3 to 1	Down from 30.4 to 1	29.4 to 1	27.1 to 1
Prime instructional time	87.2%	Down from 89.6%	89.3%	89.4%
Dollars spent per pupil**	\$7,418	Up 0.6%	\$7,157	\$7,761
Percent of expenditures for teacher salaries**	66.0%	Down from 66.3%	58.5%	57.1%
Percent of expenditures for instruction**	68.4%	Down from 68.9%	60.2%	59.6%
Opportunities in the arts	Excellent	No Change	Excellent	Excellent
SACS accreditation	Yes	No Change	Yes	Yes
Parents attending conferences	98.6%	Up from 96.2%	98.0%	97.8%
Character development program	Average	Down from Good	Good	Good
ESEA composite index score	78.7	N/A	79.2	78.2

* Length of contract = 185+ days.

** Prior year audited financial data available.

REPORT OF PRINCIPAL AND SCHOOL IMPROVEMENT COUNCIL

During 2011-2012, James F. Byrnes High School continued our commitment to excellence.

Our school was awarded the Palmetto Gold Award for both general performance and for closing the achievement gap. School averages for the SAT and the ACT increased along with scores on the SC HSAP, SC End-of-Course Exams, and College Board Advanced Placement (AP) exams. 207 Byrnes students took 312 AP exams in 2011, bringing our school totals to higher levels than ever before. As a result, thirty-four students earned AP Scholar Awards in recognition of their exceptional achievement on AP exams. The number of students taking dual credit courses increased as well as the number of students completing work-based or service learning experiences.

Byrnes was the first high school in Spartanburg County to participate in College Application Day. Twenty college admissions counselors joined us on our campus in October as our entire staff came together to assist 370 seniors begin or submit a college application.

Our Rebel football team won an impressive eleventh State Championship and the baseball team won their third consecutive Upper State Championship. Fine arts programs won numerous competitions across the state including the Rebel Theatre Company which placed first in the SC Theater Association's State Competition and Rebel Regiment marching band which placed fourth in the SC Band Director's Association 5A State Marching Band Championship. Our student-produced yearbook, "Souvenirs," received an All-State rating, the highest award category.

Student service to the community remained a priority for our school and, once again, the American Cancer Society and Relay for Life named Byrnes the number one fundraising school for the fourth consecutive year. Additionally, the Byrnes "Lake Sweep" team won third place this year at Lake Bowen, collecting 50,000 pounds of waste--which equates to much cleaner drinking water.

Of course, our commitment to excellence is a result of a strong partnership between Byrnes and our community. We are proud of our many successes from this year and look for many more in the future.

Jeff Rogers, Principal

Charles Freeman, SIC Chairman

EVALUATION RESULTS

	Teachers	Students*	Parents*
Number of surveys returned	90	932	22
Percent satisfied with learning environment	85.6%	68.2%	85.7%
Percent satisfied with social and physical environment	87.5%	70.4%	63.6%
Percent satisfied with school-home relations	80.9%	79.2%	77.3%

*Only eleventh grade students and their parents were included. For schools without grade eleven, only the highest grade was included.

Comprehensive detail, including definitions of ratings, performance criteria, and explanations of status, is available on www.ed.sc.gov and www.eoc.sc.gov as well as school and school district websites.

Printed versions are available from school districts upon request.

Abbreviations Key

N/A Not Applicable N/AV Not Available N/C Not Collected N/R Not Reported I/S Insufficient Sample TBD To be determined

NI Newly Identified CSI Continuing School Improvement CA Corrective Action RP Plan to Restructure R Restructure DELAY School Improvement Status HOLD School Improvement Status