

SC Annual School Report Card Summary

D. W. Daniel High School
 School District of Pickens County
 Grades: 9-12 Enrollment: 1,021
 Principal: Danny Merck
 Superintendent: Dr. Kelly U. Pew
 Board Chair: Mr. Alex Saitta

PERFORMANCE

Comprehensive detail, including definitions of ratings, performance criteria, and explanations of status, is available on www.ed.sc.gov and www.eoc.sc.gov as well as school and school district websites. Printed versions are available from school districts upon request.

YEAR	ABSOLUTE RATING	GROWTH RATING	PALMETTO GOLD AND SILVER AWARD		ESEA/FEDERAL ACCOUNTABILITY RATING SYSTEM	
			General Performance	Closing the Gap	ESEA Grade	Accountability Indicator
2012	Excellent	Good	TBD	TBD	A	N/A
2011	Excellent	Excellent	Gold	Gold	Not Met	N/A
2010	Excellent	At-Risk	N/A	N/A	Not Met	N/A

ABSOLUTE RATINGS OF HIGH SCHOOLS WITH STUDENTS LIKE OURS*

EXCELLENT	GOOD	AVERAGE	BELOW AVERAGE	AT-RISK
13	2	0	0	0

* Ratings are calculated with data available by 11/07/2012. Schools with Students Like Ours are High Schools with Poverty Indices of no more than 5% above or below the index for this school.

HIGH SCHOOL ASSESSMENT PROGRAM(HSAP) EXAM PASSAGE RATE(%): SECOND YEAR STUDENTS

	Our High School		High Schools with Students Like Ours	
	2011	2012	2011	2012
Passed 2 subtests (%)	87.4%	88.0%	87.1%	88.1%
Passed 1 subtest (%)	6.9%	9.0%	8.4%	7.5%
Passed no subtests (%)	5.7%	3.0%	5.3%	4.3%

HSAP PASSAGE RATE (%) BY SPRING 2012

	Our High School	High Schools with Students Like Ours
Passage Rate	95.9%	95.0%

ON-TIME GRADUATION RATE




	Our High School	High Schools with Students Like Ours
Number of students	276	364
Number of Diplomas	230	295
Rate (%)	83.3%	80.8%

END OF COURSE TESTS - 2012

% of students scoring 70 or above on:	Our High School	High Schools with Students Like Ours
Algebra 1/Math for the Technologies 2	92.7	83.4
English 1	79.9	72.3
Biology 1/Applied Biology 2	87.6	84.8
US History and the Constitution	64.0	62.6
All Tests	80.3	77.5

NAEP PERFORMANCE*

* Performance reported for SC and nation, data not available at school level. Percentages at NAEP Achievement Levels.



SC PERFORMANCE VISION

By 2020 all students will graduate with the knowledge and skills necessary to compete successfully in the global economy, participate in a democratic society and contribute positively as members of families and communities.

Abbreviations Key

N/A Not Applicable N/AV Not Available N/C Not Collected N/R Not Reported I/S Insufficient Sample TBD To be determined

D. W. Daniel High School
[School District of Pickens County]

SCHOOL PROFILE

	Our School	Change from Last Year	High Schools with Students Like Ours	Median High School
Students (n=1,021)				
Retention rate	1.4%	Down from 2.1%	3.5%	3.0%
Attendance rate	93.2%	Down from 94.0%	95.4%	95.3%
Served by gifted and talented program	N/AV	N/AV	N/AV	N/AV
With disabilities other than speech	N/AV	N/AV	N/AV	N/AV
Older than usual for grade	N/AV	N/AV	N/AV	N/AV
Out-of-school suspensions or expulsions for violent and/or criminal offenses	1.2%	Up from 0.7%	0.8%	0.9%
Enrolled in AP/IB programs	22.0%	Down from 34.0%	25.3%	13.4%
Successful on AP/IB exams	90.0%	Up from 79.3%	63.9%	50.9%
Eligible for LIFE Scholarship	62.1%	Down from 63.9%	32.3%	30.1%
Annual dropout rate	2.3%	Down from 3.6%	2.0%	2.3%
Career/technology students in co-curricular organizations	0.8%	Up from 0.0%	0.0%	2.7%
Enrollment in career/technology courses	453	Down from 472	592	395
Career/technology students attaining technical skills	86.1%	Up from 85.4%	86.8%	84.0%
Teachers (n=53)				
Teachers with advanced degrees	79.2%	Down from 79.6%	67.1%	63.2%
Continuing contract teachers	N/AV	N/AV	N/AV	N/AV
Teachers returning from previous year	91.1%	Up from 90.8%	89.4%	86.6%
Teacher attendance rate	95.2%	Up from 93.7%	95.1%	95.2%
Average teacher salary*	\$51,159	Down 4.1%	\$47,863	\$47,326
Classes not taught by highly qualified teachers	0.7%	Up from 0.6%	2.0%	3.6%
Professional development days/teacher	8.3 days	Down from 11.7 days	7.8 days	9.7 days
School				
Principal's years at school	7.0	Up from 6.0	4.0	4.0
Student-teacher ratio in core subjects	31.6 to 1	Up from 30.1 to 1	29.0 to 1	27.1 to 1
Prime instructional time	87.1%	Down from 87.4%	89.2%	89.4%
Dollars spent per pupil**	\$6,836	Up 0.8%	\$7,102	\$7,761
Percent of expenditures for teacher salaries**	56.7%	Down from 57.7%	58.7%	57.1%
Percent of expenditures for instruction**	58.1%	Down from 59.6%	60.8%	59.6%
Opportunities in the arts	Excellent	No Change	Excellent	Excellent
SACS accreditation	Yes	No Change	Yes	Yes
Parents attending conferences	97.3%	Down from 99.6%	96.7%	97.8%
Character development program	Below Average	Down from Average	Good	Good
ESEA composite index score	92.3	N/A	86.8	78.2

* Length of contract = 185+ days.

** Prior year audited financial data available.

REPORT OF PRINCIPAL AND SCHOOL IMPROVEMENT COUNCIL

D. W. Daniel High School opened in 1955 when three community high schools were consolidated into a centrally-located facility. Though much has changed in our community since 1955, the desire of our parents remains the same: to make sure their children receive the best education possible in a society much different from the one they entered after high school. Daniel High School reflects the community's desire in its mission to "prepare students for the challenges and opportunities of an ever-changing, technological, global society in a safe, caring, and community-supported environment." Daniel High School is one of four high schools in a rural county-wide school district. Our student population serves approximately 1040 students in grades 9-12. DHS has established a tradition of excellence that is not only evident throughout all areas of our school but is also recognized across our state as school that provides a top-notch education for our students. In 2011-12, we offered 10 AP courses with a combined enrollment of 103 different students. Our students also routinely score above state and national averages on HSAP, SAT and ACT tests. US News and World Report named Daniel High as the top traditional public high school in SC. Daniel's successes are not limited to academic performance. Our students excel outside the classroom as well. Students participate in various academic competitions. This year we added a Cyber Patriot Team to reinforce STEM education in our AFJROTC program and an FBLA organization to support our students' interest in business careers. We believe that our extra-curricular organizations promote leadership and are vital to our students' overall growth. Our athletic teams regularly compete for regional and state championships. Students in our fine arts program participate competitively in regional and state competitions and share their talents in the community also through our annual May Show. Our students' commitment to service learning is a commendable component of Daniel's tradition of excellence. Our students recognize that it is important to share their time and talents with their community. The belief that we are responsible for helping all students learn is a key belief among our faculty. As such, we offer weekly after-school tutoring programs staffed by DHS teachers. We also offer HSAP preparation sessions to make sure our students are ready for the exit exam. Another key effort in helping students be successful is our FastTrack program. This program offers a cohort group of 9th grade students the best possible academic opportunities and helps them get off to a strong start in earning their high school diplomas. Our teachers have high expectations for our students and themselves. Seventy percent of our professional staff holds advanced degrees, and 21 teachers have achieved National Board Certification. Through continued professional development our teachers model life-long learning as an encouragement and example to our students. While these accolades and accomplishments reflect the diligence and achievements of Daniel High School, the real focus of this institution is serving the needs of the young people from our three communities. For over fifty years Daniel High School has provided experiences that enabled our graduates to face future challenges with confidence and enthusiasm.

Donna Winchell, School Improvement Council Chair and Sharon Huff, Principal

EVALUATION RESULTS

	Teachers	Students*	Parents*
Number of surveys returned	52	120	13
Percent satisfied with learning environment	94.2%	75.0%	92.3%
Percent satisfied with social and physical environment	86.0%	77.3%	92.3%
Percent satisfied with school-home relations	98.0%	89.8%	84.6%

*Only eleventh grade students and their parents were included. For schools without grade eleven, only the highest grade was included.

Comprehensive detail, including definitions of ratings, performance criteria, and explanations of status, is available on www.ed.sc.gov and www.eoc.sc.gov as well as school and school district websites.

Printed versions are available from school districts upon request.

Abbreviations Key

N/A Not Applicable N/AV Not Available N/C Not Collected N/R Not Reported I/S Insufficient Sample TBD To be determined
 NI Newly Identified CSI Continuing School Improvement CA Corrective Action RP Plan to Restructure R Restructure DELAY School Improvement Status HOLD School Improvement Status