



SC Annual School Report Card Summary

Clinton High School
 Laurens County School District 56
 Grades: 9-12 Enrollment: 848
 Principal: Maureen S. Tiller
 Superintendent: David C. O'Shields
 Board Chair: Jim Barton

PERFORMANCE

Comprehensive detail, including definitions of ratings, performance criteria, and explanations of status, is available on www.ed.sc.gov and www.eoc.sc.gov as well as school and school district websites. Printed versions are available from school districts upon request.

YEAR	ABSOLUTE RATING	GROWTH RATING	PALMETTO GOLD AND SILVER AWARD		ESEA/FEDERAL ACCOUNTABILITY RATING SYSTEM	
			General Performance	Closing the Gap	ESEA Grade	Accountability Indicator
2012	Average	Below Average	TBD	TBD	F	N/A
2011	Average	Below Average	N/A	N/A	Not Met	N/A
2010	Average	At-Risk	N/A	N/A	Not Met	N/A

ABSOLUTE RATINGS OF HIGH SCHOOLS WITH STUDENTS LIKE OURS*

EXCELLENT	GOOD	AVERAGE	BELOW AVERAGE	AT-RISK
7	9	14	0	2

* Ratings are calculated with data available by 11/07/2012. Schools with Students Like Ours are High Schools with Poverty Indices of no more than 5% above or below the index for this school.

HIGH SCHOOL ASSESSMENT PROGRAM(HSAP) EXAM PASSAGE RATE(%): SECOND YEAR STUDENTS

	Our High School		High Schools with Students Like Ours	
	2011	2012	2011	2012
Passed 2 subtests (%)	72.6%	74.0%	69.6%	74.4%
Passed 1 subtest (%)	11.9%	15.0%	18.3%	15.6%
Passed no subtests (%)	15.5%	11.0%	12.1%	10.8%

HSAP PASSAGE RATE (%) BY SPRING 2012

	Our High School	High Schools with Students Like Ours
Passage Rate	84.4%	90.0%

ON-TIME GRADUATION RATE




	Our High School	High Schools with Students Like Ours
Number of students	245	221
Number of Diplomas	172	144
Rate (%)	70.2%	71.8%

END OF COURSE TESTS - 2012

% of students scoring 70 or above on:	Our High School	High Schools with Students Like Ours
Algebra 1/Math for the Technologies 2	72.1	75.1
English 1	67.5	62.1
Biology 1/Applied Biology 2	70.8	71.9
US History and the Constitution	46.1	44.5
All Tests	63.7	63.2

NAEP PERFORMANCE*

* Performance reported for SC and nation, data not available at school level. Percentages at NAEP Achievement Levels.



SC PERFORMANCE VISION

By 2020 all students will graduate with the knowledge and skills necessary to compete successfully in the global economy, participate in a democratic society and contribute positively as members of families and communities.

Abbreviations Key

N/A Not Applicable N/AV Not Available N/C Not Collected N/R Not Reported I/S Insufficient Sample TBD To be determined

Clinton High School [Laurens County School District 56]

SCHOOL PROFILE

	Our School	Change from Last Year	High Schools with Students Like Ours	Median High School
Students (n=848)				
Retention rate	2.7%	Down from 7.5%	3.9%	3.0%
Attendance rate	96.2%	Up from 93.3%	95.5%	95.3%
Served by gifted and talented program	N/AV	N/AV	N/AV	N/AV
With disabilities other than speech	N/AV	N/AV	N/AV	N/AV
Older than usual for grade	N/AV	N/AV	N/AV	N/AV
Out-of-school suspensions or expulsions for violent and/or criminal offenses	3.1%	Down from 6.6%	0.6%	0.9%
Enrolled in AP/IB programs	13.1%	Down from 19.0%	8.7%	13.4%
Successful on AP/IB exams	25.0%	Up from 18.4%	36.2%	50.9%
Eligible for LIFE Scholarship	44.0%	Up from 33.7%	28.8%	30.1%
Annual dropout rate	3.1%	Up from 2.9%	2.8%	2.3%
Career/technology students in co-curricular organizations	9.3%	Up from 6.5%	5.5%	2.7%
Enrollment in career/technology courses	458	Down from 510	337	395
Career/technology students attaining technical skills	84.9%	Up from 75.1%	82.0%	84.0%
Teachers (n=53)				
Teachers with advanced degrees	58.5%	Down from 61.1%	61.3%	63.2%
Continuing contract teachers	N/AV	N/AV	N/AV	N/AV
Teachers returning from previous year	87.4%	Up from 86.1%	86.3%	86.6%
Teacher attendance rate	96.2%	Up from 96.0%	95.8%	95.2%
Average teacher salary*	\$47,906	Up 0.7%	\$46,865	\$47,326
Classes not taught by highly qualified teachers	2.1%	Up from 0.0%	4.7%	3.6%
Professional development days/teacher	1.7 days	Down from 5.1 days	10.6 days	9.7 days
School				
Principal's years at school	1.0	Down from 3.0	4.0	4.0
Student-teacher ratio in core subjects	29.8 to 1	Up from 27.7 to 1	25.5 to 1	27.1 to 1
Prime instructional time	91.5%	Up from 89.1%	90.0%	89.4%
Dollars spent per pupil**	\$8,169	Down 1.8%	\$8,183	\$7,761
Percent of expenditures for teacher salaries**	51.5%	Down from 55.3%	56.8%	57.1%
Percent of expenditures for instruction**	54.8%	Down from 59.9%	61.0%	59.6%
Opportunities in the arts	Excellent	Up from Good	Good	Excellent
SACS accreditation	Yes	No Change	Yes	Yes
Parents attending conferences	100.0%	Up from 67.6%	97.7%	97.8%
Character development program	Excellent	Up from Average	Good	Good
ESEA composite index score	53.4	N/A	77.9	78.2

* Length of contract = 185+ days.

** Prior year audited financial data available.

EVALUATION RESULTS

	Teachers	Students*	Parents*
Number of surveys returned	47	137	20
Percent satisfied with learning environment	95.7%	76.5%	89.5%
Percent satisfied with social and physical environment	97.8%	85.3%	90.0%
Percent satisfied with school-home relations	83.0%	86.8%	85.0%

*Only eleventh grade students and their parents were included. For schools without grade eleven, only the highest grade was included.

Comprehensive detail, including definitions of ratings, performance criteria, and explanations of status, is available on www.ed.sc.gov and www.eoc.sc.gov as well as school and school district websites.

Printed versions are available from school districts upon request.

REPORT OF PRINCIPAL AND SCHOOL IMPROVEMENT COUNCIL

Clinton High School is committed to a tradition of excellence. We are a comprehensive high school serving all students in grades nine through twelve in Laurens County School District 56 and serving a limited number of eighth grade students through our Institute for Student Advancement (ISA) program. CHS showed improvements in all academic areas for the 2011-2012 school year.

The Class of 2012 earned over \$4.3 million in scholarship awards during their time at Clinton High School. Nine students have been recognized by the SC Palmetto Fellows Scholarship Program, the premier state scholarship to encourage the best and brightest students in SC; 91 Clinton High School students received Life Scholarships; ten students received Science Olympiad scholarships. Three of our students plan to enlist in the United States Armed Forces. The total number of our seniors planning to attend post-secondary education is 169, more than 82% of our 2012 graduating class.

Extra and co-curricular activities continue to be an area of excellence at Clinton High School. The CHS Science Olympiad team won the state championship for the fourth year in a row and earned 4th place at the National Science Olympiad competition in the area of Forestry. Our athletic teams earned opportunities to compete at high levels with the CHS varsity girls' basketball team traveling to the Upper-State Championship and girls' and boys' track members representing our school at the State Championship.

Clinton High School expanded Career and Technology programs this school year implementing a welding program in partnership with Piedmont Technical College and the building of a state of the art greenhouse to support our Agriculture program. We continue to offer dual enrollment courses for all 11th and 12th grade students through the University of South Carolina and Piedmont Technical College to increase our academic opportunities for high achieving students.

CHS implemented the Teacher Advancement Program (TAP) during the 2011-2012 school year as a school-wide strategy to increase student achievement through teacher effectiveness. Mrs. Ashlee Davenport was recognized as a finalist for the Presidential Award for Excellence in Math and Science and the South Carolina International Reading Association recognized Mrs. Valerie Jones as a Distinguished Teacher of Reading. In addition, nine of our teachers are Nationally Board Certified in their content areas.

Our faculty and staff remain committed to the success of all students and are dedicated to insuring a positive school culture at Clinton High School.

Maureen S. Tiller, Principal
Jeff Burns, School Improvement Council Chair

Abbreviations Key

N/A Not Applicable N/AV Not Available N/C Not Collected N/R Not Reported I/S Insufficient Sample TBD To be determined
NI Newly Identified CSI Continuing School Improvement CA Corrective Action RP Plan to Restructure R Restructure DELAY School Improvement Status HOLD School Improvement Status