

SC Annual School Report Card Summary

Andrew Jackson High School
Lancaster County School District
Grades: 9-12 Enrollment: 601
Principal: Thomas A. Dabney
Superintendent: Richard E. Moore
Board Chair: Robert Parker

PERFORMANCE

Comprehensive detail, including definitions of ratings, performance criteria, and explanations of status, is available on www.ed.sc.gov and www.eoc.sc.gov as well as school and school district websites. Printed versions are available from school districts upon request.

YEAR	ABSOLUTE RATING	GROWTH RATING	PALMETTO GOLD AND SILVER AWARD		ESEA/FEDERAL ACCOUNTABILITY RATING SYSTEM	
			General Performance	Closing the Gap	ESEA Grade	Accountability Indicator
2012	Excellent	Excellent	TBD	TBD	C	N/A
2011	Average	At-Risk	N/A	N/A	Not Met	N/A
2010	Good	Below Average	N/A	Silver	Not Met	N/A

ABSOLUTE RATINGS OF HIGH SCHOOLS WITH STUDENTS LIKE OURS*

EXCELLENT	GOOD	AVERAGE	BELOW AVERAGE	AT-RISK
25	6	1	0	0

* Ratings are calculated with data available by 11/07/2012. Schools with Students Like Ours are High Schools with Poverty Indices of no more than 5% above or below the index for this school.

HIGH SCHOOL ASSESSMENT PROGRAM(HSAP) EXAM PASSAGE RATE(%): SECOND YEAR STUDENTS

	Our High School		High Schools with Students Like Ours	
	2011	2012	2011	2012
Passed 2 subtests (%)	76.8%	79.7%	83.2%	84.5%
Passed 1 subtest (%)	12.7%	10.1%	10.1%	9.9%
Passed no subtests (%)	10.6%	10.1%	7.2%	6.3%

HSAP PASSAGE RATE (%) BY SPRING 2012

	Our High School	High Schools with Students Like Ours
Passage Rate	94.4%	94.4%

ON-TIME GRADUATION RATE

	Our High School	High Schools with Students Like Ours
Number of students	163	351
Number of Diplomas	138	275
Rate (%)	84.7%	78.5%


END OF COURSE TESTS - 2012

% of students scoring 70 or above on:	Our High School	High Schools with Students Like Ours
Algebra 1/Math for the Technologies 2	67.0	81.2
English 1	66.3	75.1
Biology 1/Applied Biology 2	70.3	80.9
US History and the Constitution	35.9	56.3
All Tests	62.8	72.8


NAEP PERFORMANCE*

* Performance reported for SC and nation, data not available at school level. Percentages at NAEP Achievement Levels.


READING - GRADE 8 (2011)



MATH - GRADE 8 (2011)



SCIENCE - GRADE 8 (2009)



SC PERFORMANCE VISION

By 2020 all students will graduate with the knowledge and skills necessary to compete successfully in the global economy, participate in a democratic society and contribute positively as members of families and communities.

Abbreviations Key

N/A Not Applicable N/AV Not Available N/C Not Collected N/R Not Reported I/S Insufficient Sample TBD To be determined

Andrew Jackson High School [Lancaster County School District]

SCHOOL PROFILE

	Our School	Change from Last Year	High Schools with Students Like Ours	Median High School
Students (n=601)				
Retention rate	4.5%	Down from 4.7%	2.5%	3.0%
Attendance rate	94.5%	Up from 93.4%	95.7%	95.3%
Served by gifted and talented program	N/AV	N/AV	N/AV	N/AV
With disabilities other than speech	N/AV	N/AV	N/AV	N/AV
Older than usual for grade	N/AV	N/AV	N/AV	N/AV
Out-of-school suspensions or expulsions for violent and/or criminal offenses	1.2%	Down from 2.7%	1.2%	0.9%
Enrolled in AP/IB programs	10.8%	Down from 13.1%	18.7%	13.4%
Successful on AP/IB exams	39.4%	Up from 21.1%	54.0%	50.9%
Eligible for LIFE Scholarship	29.3%	Down from 59.2%	32.6%	30.1%
Annual dropout rate	3.3%	Up from 2.6%	2.5%	2.3%
Career/technology students in co-curricular organizations	17.5%	Up from 10.9%	1.5%	2.7%
Enrollment in career/technology courses	426	Up from 400	648	395
Career/technology students attaining technical skills	85.2%	Up from 81.5%	85.0%	84.0%
Teachers (n=38)				
Teachers with advanced degrees	50.0%	Up from 48.7%	65.8%	63.2%
Continuing contract teachers	N/AV	N/AV	N/AV	N/AV
Teachers returning from previous year	85.1%	Up from 84.4%	89.6%	86.6%
Teacher attendance rate	96.1%	Down from 96.6%	95.5%	95.2%
Average teacher salary*	\$45,673	Up 1.8%	\$48,458	\$47,326
Classes not taught by highly qualified teachers	4.9%	Up from 3.7%	1.8%	3.6%
Professional development days/teacher	14.5 days	Up from 14.3 days	9.7 days	9.7 days
School				
Principal's years at school	6.0	Up from 5.0	5.5	4.0
Student-teacher ratio in core subjects	31.8 to 1	Down from 33.0 to 1	29.5 to 1	27.1 to 1
Prime instructional time	88.8%	Up from 88.2%	89.3%	89.4%
Dollars spent per pupil**	\$7,125	Down 10.7%	\$7,125	\$7,761
Percent of expenditures for teacher salaries**	60.7%	Down from 62.5%	58.2%	57.1%
Percent of expenditures for instruction**	62.5%	Down from 65.2%	60.1%	59.6%
Opportunities in the arts	Excellent	No Change	Excellent	Excellent
SACS accreditation	Yes	No Change	Yes	Yes
Parents attending conferences	100.0%	No Change	97.9%	97.8%
Character development program	Excellent	No Change	Good	Good
ESEA composite index score	77.1	N/A	79.0	78.2

* Length of contract = 185+ days.

** Prior year audited financial data available.

EVALUATION RESULTS

	Teachers	Students*	Parents*
Number of surveys returned	40	94	42
Percent satisfied with learning environment	92.5%	75.3%	92.7%
Percent satisfied with social and physical environment	100.0%	84.9%	95.2%
Percent satisfied with school-home relations	87.2%	84.9%	90.5%

*Only eleventh grade students and their parents were included. For schools without grade eleven, only the highest grade was included.

REPORT OF PRINCIPAL AND SCHOOL IMPROVEMENT COUNCIL

According to the great philosopher Confucius, "Wisdom, compassion, and courage are the three universally recognized moral qualities of men." And these qualities were so admirably displayed by the students and faculty of Andrew Jackson High School during the 2011-12 academic year. Tragedy visited the school with the loss of a student in a car accident and with the sudden death of a beloved teacher/coach. Rather than divide, these difficult times deepened the family culture of the school. Our students marched through the year, earning distinguished honors in a variety of academic, vocational, arts focus, and athletic endeavors.

The AJHS administration and faculty spent many hours planning for programmatic improvements through participation in professional learning community meetings (PLCs). Academic enhancements include a continued emphasis on the restructuring of the science department, efforts to better align curriculum, instruction, and assessment in all subject areas, and reinforced efforts to meet the needs of at-risk students.

Significant improvements were made to the school's infrastructure. Major renovations included upgraded lighting throughout the facility, new HVAC in all classrooms, new windows, new ceilings, and the repainting of all classrooms. Furniture upgrades were made in the administrative area, thanks to a generous donation from an area corporation. A new soccer field/football practice field was built and significant improvements were made to the softball and baseball fields. A wrestling program, established in honor of our deceased teacher, was made possible due to the efforts of the entire AJ community to secure a significant grant from Rack Room Shoes.

We are supported by a wonderful cadre of parents and a variety of community stakeholders who value education, support our efforts, and treasure the young people of our communities. Our claims to this partnership are supported in the published results of our annual Teacher, Student, and Parent Satisfaction Surveys. This effective coalition is historic, dynamic, and constantly nurtured. Without these partnerships, our mission of "Putting Children First," would be very difficult to accomplish.

Mary Barry, Principal
Liz Joyner, Chair, School Improvement Council

Comprehensive detail, including definitions of ratings, performance criteria, and explanations of status, is available on www.ed.sc.gov and www.eoc.sc.gov as well as school and school district websites.

Printed versions are available from school districts upon request.

Abbreviations Key

N/A Not Applicable N/AV Not Available N/C Not Collected N/R Not Reported I/S Insufficient Sample TBD To be determined

NI Newly Identified CSI Continuing School Improvement CA Corrective Action RP Plan to Restructure R Restructure DELAY School Improvement Status HOLD School Improvement Status