

SC Annual School Report Card Summary

Indian Land High School
Lancaster County School District
Grades: 9-12 Enrollment: 711
Principal: David Shamble
Superintendent: Richard E. Moore
Board Chair: Robert Parker

PERFORMANCE

Comprehensive detail, including definitions of ratings, performance criteria, and explanations of status, is available on www.ed.sc.gov and www.eoc.sc.gov as well as school and school district websites. Printed versions are available from school districts upon request.

YEAR	ABSOLUTE RATING	GROWTH RATING	PALMETTO GOLD AND SILVER AWARD		ESEA/FEDERAL ACCOUNTABILITY RATING SYSTEM	
			General Performance	Closing the Gap	ESEA Grade	Accountability Indicator
2012	Excellent	Excellent	TBD	TBD	B	N/A
2011	Excellent	Good	Gold	N/A	Not Met	N/A
2010	Excellent	Average	Gold	Gold	Not Met	N/A

ABSOLUTE RATINGS OF HIGH SCHOOLS WITH STUDENTS LIKE OURS*

EXCELLENT	GOOD	AVERAGE	BELOW AVERAGE	AT-RISK
7	0	0	0	0

* Ratings are calculated with data available by 11/07/2012. Schools with Students Like Ours are High Schools with Poverty Indices of no more than 5% above or below the index for this school.

HIGH SCHOOL ASSESSMENT PROGRAM(HSAP) EXAM PASSAGE RATE(%): SECOND YEAR STUDENTS

	Our High School		High Schools with Students Like Ours	
	2011	2012	2011	2012
Passed 2 subtests (%)	89.7%	87.2%	88.6%	91.3%
Passed 1 subtest (%)	5.7%	6.1%	7.0%	5.2%
Passed no subtests (%)	4.6%	6.7%	4.4%	3.5%

HSAP PASSAGE RATE (%) BY SPRING 2012

	Our High School	High Schools with Students Like Ours
Passage Rate	97.2%	96.9%

ON-TIME GRADUATION RATE

	Our High School	High Schools with Students Like Ours
Number of students	157	401
Number of Diplomas	141	342
Rate (%)	89.8%	85.8%


END OF COURSE TESTS - 2012

% of students scoring 70 or above on:	Our High School	High Schools with Students Like Ours
Algebra 1/Math for the Technologies 2	83.2	89.1
English 1	80.4	80.2
Biology 1/Applied Biology 2	81.9	87.5
US History and the Constitution	62.2	70.0
All Tests	77.4	81.2


NAEP PERFORMANCE*

* Performance reported for SC and nation, data not available at school level. Percentages at NAEP Achievement Levels.


READING - GRADE 8 (2011)



MATH - GRADE 8 (2011)



SCIENCE - GRADE 8 (2009)



SC PERFORMANCE VISION

By 2020 all students will graduate with the knowledge and skills necessary to compete successfully in the global economy, participate in a democratic society and contribute positively as members of families and communities.

Abbreviations Key

N/A Not Applicable N/AV Not Available N/C Not Collected N/R Not Reported I/S Insufficient Sample TBD To be determined

Indian Land High School [Lancaster County School District]

SCHOOL PROFILE

	Our School	Change from Last Year	High Schools with Students Like Ours	Median High School
Students (n=711)				
Retention rate	1.7%	Up from 0.2%	2.9%	3.0%
Attendance rate	94.2%	Up from 93.6%	95.7%	95.3%
Served by gifted and talented program	N/AV	N/AV	N/AV	N/AV
With disabilities other than speech	N/AV	N/AV	N/AV	N/AV
Older than usual for grade	N/AV	N/AV	N/AV	N/AV
Out-of-school suspensions or expulsions for violent and/or criminal offenses	0.0%	Down from 0.8%	0.3%	0.9%
Enrolled in AP/IB programs	45.5%	Down from 47.4%	37.3%	13.4%
Successful on AP/IB exams	30.8%	Down from 32.5%	70.3%	50.9%
Eligible for LIFE Scholarship	35.8%	Up from 34.1%	39.9%	30.1%
Annual dropout rate	2.1%	Down from 2.3%	2.1%	2.3%
Career/technology students in co-curricular organizations	12.0%	Up from 4.0%	1.5%	2.7%
Enrollment in career/technology courses	547	Up from 499	603	395
Career/technology students attaining technical skills	91.0%	No Change	89.6%	84.0%
Teachers (n=41)				
Teachers with advanced degrees	43.9%	Up from 42.9%	73.7%	63.2%
Continuing contract teachers	N/AV	N/AV	N/AV	N/AV
Teachers returning from previous year	83.5%	Up from 81.3%	90.7%	86.6%
Teacher attendance rate	95.3%	Down from 95.6%	95.2%	95.2%
Average teacher salary*	\$45,661	Up 3.9%	\$49,367	\$47,326
Classes not taught by highly qualified teachers	8.8%	No Change	3.8%	3.6%
Professional development days/teacher	17.8 days	Up from 3.5 days	7.9 days	9.7 days
School				
Principal's years at school	1.0	Down from 5.0	6.0	4.0
Student-teacher ratio in core subjects	31.6 to 1	Up from 27.2 to 1	28.4 to 1	27.1 to 1
Prime instructional time	87.9%	Down from 88.2%	90.5%	89.4%
Dollars spent per pupil**	\$6,805	Down 7.5%	\$6,205	\$7,761
Percent of expenditures for teacher salaries**	60.3%	Down from 63.2%	60.3%	57.1%
Percent of expenditures for instruction**	62.7%	Down from 66.3%	62.0%	59.6%
Opportunities in the arts	Excellent	No Change	Excellent	Excellent
SACS accreditation	Yes	No Change	Yes	Yes
Parents attending conferences	98.3%	Up from 96.2%	98.3%	97.8%
Character development program	Average	Down from Good	Average	Good
ESEA composite index score	88.2	N/A	90.4	78.2

* Length of contract = 185+ days.

** Prior year audited financial data available.

REPORT OF PRINCIPAL AND SCHOOL IMPROVEMENT COUNCIL

Indian Land High School experienced another banner school year. For the third time in four years, ILHS is the proud recipient of the Palmetto Gold Award. We received a Magna Cum Laude award for High Improvement on the ACT and Suma Cum Laude for High Improvement on the SAT. The administration, along with the SIC, have worked together over the past year to analyze data, assess strengths and weaknesses, and develop and implement a curriculum that will continue to challenge our students and foster academic success throughout our school. Students at ILHS continue to meet academic challenges by taking the most rigorous courses offered, including nine AP courses. For our students, who may not have a desire for a traditional college, we have increased offerings in the Career and Technology Education (CaTE) courses. ILHS is one of a few schools in SC to offer American Sign Language. Additionally our Project Lead the Way (PLTW) courses in engineering and bio-medical science have been provisionally certified through the PLTW organization, with the expectation of full certification this Fall. ILHS was also named a partner in the Winthrop University NETSCOPE School Partnership Network, a NETWORK of Sustained, Collaborative, Ongoing Preparation for Educators. ILHS' Army JROTC program has again earned the Distinguished Unit Award. This year, one student earned a state championship in wrestling and for the first time in school history, the Varsity Boys Soccer Team competed for a State title in Columbia. Three students were recipients of the distinguished South Carolina Academic Awards Honors for which they received an additional diploma. It is our pleasure to be able to provide our students with the opportunity to succeed academically, artistically and athletically. ILHS was awarded \$18,000 through the SC Distinguished Arts Program grant to help fund innovative projects through our Fine Arts department, that include band, chorus, art and drama. In the last five years, ILHS has been awarded over \$50 thousand dollars in grants. The ILHS faculty and staff continue to develop innovative strategies to speak to student needs; this year two book studies were conducted addressing differentiated instruction and teaching students in poverty. Due to the dedication and hard work of the staff, Indian Land has become a school which parents are proud to send their children.

David Shamble, Principal
Melvin Stroble, SIC Chairman

EVALUATION RESULTS

	Teachers	Students*	Parents*
Number of surveys returned	35	135	35
Percent satisfied with learning environment	97.1%	77.6%	87.1%
Percent satisfied with social and physical environment	97.1%	78.4%	77.1%
Percent satisfied with school-home relations	82.9%	85.7%	88.2%

*Only eleventh grade students and their parents were included. For schools without grade eleven, only the highest grade was included.

Comprehensive detail, including definitions of ratings, performance criteria, and explanations of status, is available on www.ed.sc.gov and www.eoc.sc.gov as well as school and school district websites.

Printed versions are available from school districts upon request.

Abbreviations Key

N/A Not Applicable N/AV Not Available N/C Not Collected N/R Not Reported I/S Insufficient Sample TBD To be determined

NI Newly Identified CSI Continuing School Improvement CA Corrective Action RP Plan to Restructure R Restructure DELAY School Improvement Status HOLD School Improvement Status