

# SC Annual School Report Card Summary

Washington Center  
Greenville County School District  
Grades: PK-12 Enrollment: 137  
Principal: Dr. Wanda Brownlee  
Superintendent: Mr. Burke Royster  
Board Chair: Mr. Roger Meek

## PERFORMANCE

Comprehensive detail, including definitions of ratings, performance criteria, and explanations of status, is available on [www.ed.sc.gov](http://www.ed.sc.gov) and [www.eoc.sc.gov](http://www.eoc.sc.gov) as well as school and school district websites. Printed versions are available from school districts upon request.

YEAR	ABSOLUTE RATING	GROWTH RATING	PALMETTO GOLD AND SILVER AWARD		ESEA/FEDERAL ACCOUNTABILITY RATING SYSTEM	
			General Performance	Closing the Gap	ESEA Grade	Accountability Indicator
2012	N/A	N/A	TBD	TBD	C	N/A
2011	N/A	N/A	N/A	N/A	N/A	N/A
2010	N/A	N/A	N/A	N/A	N/A	N/A

## ABSOLUTE RATINGS OF HIGH SCHOOLS WITH STUDENTS LIKE OURS\*

EXCELLENT	GOOD	AVERAGE	BELOW AVERAGE	AT-RISK
3	2	9	1	9

\* Ratings are calculated with data available by 11/07/2012. Schools with Students Like Ours are High Schools with Poverty Indices of no more than 5% above or below the index for this school.

## HIGH SCHOOL ASSESSMENT PROGRAM(HSAP) EXAM PASSAGE RATE(%): SECOND YEAR STUDENTS

	Our High School		High Schools with Students Like Ours	
	2011	2012	2011	2012
Passed 2 subtests (%)	N/A	N/A	56.9%	64.6%
Passed 1 subtest (%)	N/A	N/A	22.7%	18.6%
Passed no subtests (%)	N/A	N/A	23.2%	23.0%

## HSAP PASSAGE RATE (%) BY SPRING 2012

	Our High School	High Schools with Students Like Ours
Passage Rate	N/A	75.0%

## ON-TIME GRADUATION RATE

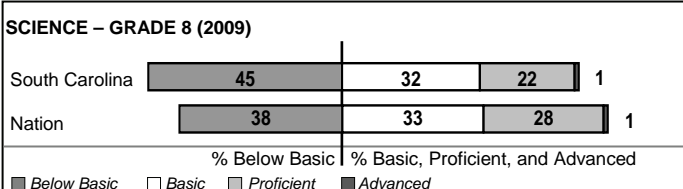

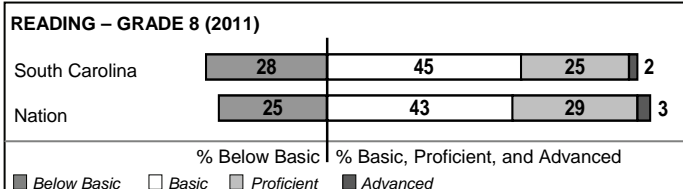
	Our High School	High Schools with Students Like Ours
Number of students	6	78
Number of Diplomas	0	53
Rate (%)	0.0%	57.0%

## END OF COURSE TESTS - 2012

% of students scoring 70 or above on:	Our High School	High Schools with Students Like Ours
Algebra 1/Math for the Technologies 2		53.4
English 1		48.3
Biology 1/Applied Biology 2		53.4
US History and the Constitution		24.8
All Tests		44.0

## NAEP PERFORMANCE\*

\* Performance reported for SC and nation, data not available at school level. Percentages at NAEP Achievement Levels.



## SC PERFORMANCE VISION

*By 2020 all students will graduate with the knowledge and skills necessary to compete successfully in the global economy, participate in a democratic society and contribute positively as members of families and communities.*

### Abbreviations Key

N/A Not Applicable N/AV Not Available N/C Not Collected N/R Not Reported I/S Insufficient Sample TBD To be determined

# Washington Center [Greenville County School District]

## SCHOOL PROFILE

	Our School	Change from Last Year	High Schools with Students Like Ours	Median High School
<b>Students (n=137)</b>				
Retention rate	12.9%	Down from 15.6%	3.3%	3.0%
Attendance rate	91.1%	Down from 92.4%	94.1%	95.3%
Served by gifted and talented program	N/AV	N/AV	N/AV	N/AV
With disabilities other than speech	N/AV	N/AV	N/AV	N/AV
Older than usual for grade	N/AV	N/AV	N/AV	N/AV
Out-of-school suspensions or expulsions for violent and/or criminal offenses	0.0%	No Change	1.1%	0.9%
Enrolled in AP/IB programs	0.0%	No Change	4.4%	13.4%
Successful on AP/IB exams	N/A	N/A	N/A	50.9%
Eligible for LIFE Scholarship	0.0%	No Change	24.2%	30.1%
Annual dropout rate	0.0%	No Change	1.8%	2.3%
Career/technology students in co-curricular organizations	N/A	N/A	2.8%	2.7%
Enrollment in career/technology courses	N/A	N/A	152	395
Career/technology students attaining technical skills	N/A	N/A	82.4%	84.0%
<b>Teachers (n=23)</b>				
Teachers with advanced degrees	56.5%	Up from 53.8%	62.0%	63.2%
Continuing contract teachers	N/AV	N/AV	N/AV	N/AV
Teachers returning from previous year	89.8%	Down from 92.8%	74.0%	86.6%
Teacher attendance rate	92.1%	Up from 91.4%	96.0%	95.2%
Average teacher salary*	\$46,234	Down 3.9%	\$43,655	\$47,326
Classes not taught by highly qualified teachers	0.0%	No Change	10.5%	3.6%
Professional development days/teacher	11.3 days	Up from 10.9 days	8.7 days	9.7 days
<b>School</b>				
Principal's years at school	5.0	Up from 4.0	2.0	4.0
Student-teacher ratio in core subjects	5.5 to 1	Up from 5.3 to 1	18.2 to 1	27.1 to 1
Prime instructional time	82.9%	Down from 85.6%	90.0%	89.4%
Dollars spent per pupil**	\$26,184	Down 5.5%	\$11,987	\$7,761
Percent of expenditures for teacher salaries**	76.0%	Up from 75.1%	52.2%	57.1%
Percent of expenditures for instruction**	76.3%	Up from 75.5%	56.7%	59.6%
Opportunities in the arts	Good	No Change	Good	Excellent
SACS accreditation	Yes	No Change	Yes	Yes
Parents attending conferences	100.0%	No Change	97.6%	97.8%
Character development program	Excellent	No Change	Good	Good
ESEA composite index score	79.4	N/A	51.3	78.2

\* Length of contract = 185+ days.

\*\* Prior year audited financial data available.

## EVALUATION RESULTS

	Teachers	Students*	Parents*
Number of surveys returned	N/A	N/A	N/A
Percent satisfied with learning environment	N/A	N/A	N/A
Percent satisfied with social and physical environment	N/A	N/A	N/A
Percent satisfied with school-home relations	N/A	N/A	N/A

\*Only eleventh grade students and their parents were included. For schools without grade eleven, only the highest grade was included.

## REPORT OF PRINCIPAL AND SCHOOL IMPROVEMENT COUNCIL

Washington Center, located in Greenville, South Carolina, is a separate public school serving students exhibiting severe mental and physical disabilities. Students have co-existing disabilities such as autism, blindness, deafness, speech deficits, and motor impairments. Significant cognitive disabilities and compounding health issues are factors impacting student progress and attendance. Enrolled students reside throughout the Greenville County School District with special transportation provided. Staffing Due Process Committees comprised of parents, administrators, classroom teachers and therapists develop Individualized Educational Plans as the basis for curriculum. Following federal Due Process criteria, recommendations are made for placement at Washington Center. Students attending Washington Center range in ages from three to 21, grades pre-kindergarten through twelve. On a separate campus, Washington Center @ Hollis serves the qualifying pre-school special needs students, aged three through seven. During the 2011-2012 school year, Washington Center served a combined 137 students with nineteen self-contained classroom teachers, one homebound teacher and 43 Para-professionals. Support staff includes a Hortitherapy specialist and a Daily Living instructor as well as Art, Music and Adapted Physical Education teachers. Staff members also incorporate four administrators, office secretary and clerk, a Media Specialist, Therapists (physical, occupational and speech), custodial and cafeteria personnel, two registered nurses, six licensed practitioner nurses and two orderlies. Vision, orientation/mobility, and hearing services are available on an itinerant basis for qualifying students. Washington Center occupied its current main campus in 2005 as a prototype, state-of-the-art facility for special needs instruction. The main campus includes: eighteen specialized classrooms, multisensory suite, multi-purpose gym, media center, art and music classrooms, Hortitherapy area with greenhouse, Daily Living classroom, instructional kitchens, and speech lab. In a mirrored configuration, Washington Center @ Hollis offers an early education setting of six classrooms, a multi-sensory suite, and therapy area. Handicapped accessible playgrounds on both campuses provide appropriate adapted recreation. Students have access to the state curriculum through Extended Academic Standards instruction with evaluation via the South Carolina Alternate Assessment. The school offers specialized curriculum such as the Mobility Opportunities via Education (M.O.V.E.), Hortitherapy and Daily Living programs, with learning access through augmentative communication and assistive technology. Technology is integrated though touch screen adapted computers along with the use of Smart and Promethean Boards. Students participate in Special Olympics and Challenge Day. The Carolina Therapy Dogs team provides monthly interactive sessions with certified, trained pets. Inclusion activities are shared with neighboring regular education schools. Volunteerism from area schools, colleges and the community is promoted along with numerous business partnerships. The annual Walk and Roll PTA sponsored fund raiser inspires community involvement. All programs are tailored to meet individual student needs. The school's emphasis on functionality brings the motto to fruition: "Those You Think Cannot...Can!" The mission of Washington Center is to provide opportunities for students to explore and develop potential for independent functioning and community involvement by addressing students' individual needs and creating a partnership with home, school, and community. Dr. Wanda Brownlee is the current Washington Center principal with Mrs. Carla Burkhardt serving as the PTA President.

Comprehensive detail, including definitions of ratings, performance criteria, and explanations of status, is available on [www.ed.sc.gov](http://www.ed.sc.gov) and [www.eoc.sc.gov](http://www.eoc.sc.gov) as well as school and school district websites.

Printed versions are available from school districts upon request.

### Abbreviations Key

N/A Not Applicable N/AV Not Available N/C Not Collected N/R Not Reported I/S Insufficient Sample TBD To be determined

NI Newly Identified CSI Continuing School Improvement CA Corrective Action RP Plan to Restructure R Restructure DELAY School Improvement Status HOLD School Improvement Status