

# SC Annual School Report Card Summary

**Greer Middle College Charter High School**  
**Greenville County School District**  
**Grades: 9-12** **Enrollment: 370**  
**Principal: William F. Roach, Jr.**  
**Superintendent: Mr. Burke Royster**  
**Board Chair: Mr. Roger Meek**

## PERFORMANCE

Comprehensive detail, including definitions of ratings, performance criteria, and explanations of status, is available on [www.ed.sc.gov](http://www.ed.sc.gov) and [www.eoc.sc.gov](http://www.eoc.sc.gov) as well as school and school district websites. Printed versions are available from school districts upon request.

YEAR	ABSOLUTE RATING	GROWTH RATING	PALMETTO GOLD AND SILVER AWARD		ESEA/FEDERAL ACCOUNTABILITY RATING SYSTEM	
			General Performance	Closing the Gap	ESEA Grade	Accountability Indicator
2012	Excellent	Excellent	TBD	TBD	D	N/A
2011	Excellent	N/A	N/A	N/A	Met	N/A
2010	N/A	N/A	N/A	N/A	Met	N/A

## ABSOLUTE RATINGS OF HIGH SCHOOLS WITH STUDENTS LIKE OURS\*

EXCELLENT	GOOD	AVERAGE	BELOW AVERAGE	AT-RISK
8	0	0	0	0

\* Ratings are calculated with data available by 11/07/2012. Schools with Students Like Ours are High Schools with Poverty Indices of no more than 5% above or below the index for this school.

## HIGH SCHOOL ASSESSMENT PROGRAM(HSAP) EXAM PASSAGE RATE(%): SECOND YEAR STUDENTS

	Our High School		High Schools with Students Like Ours	
	2011	2012	2011	2012
Passed 2 subtests (%)	94.3%	96.8%	96.2%	96.1%
Passed 1 subtest (%)	5.7%	3.2%	3.1%	2.8%
Passed no subtests (%)	N/A	N/A	2.1%	2.4%

## HSAP PASSAGE RATE (%) BY SPRING 2012

	Our High School	High Schools with Students Like Ours
Passage Rate	100.0%	99.1%

## ON-TIME GRADUATION RATE

	Our High School	High Schools with Students Like Ours
Number of students	70	337
Number of Diplomas	67	301
Rate (%)	95.7%	93.7%


## END OF COURSE TESTS - 2012

% of students scoring 70 or above on:	Our High School	High Schools with Students Like Ours
Algebra 1/Math for the Technologies 2	87.1	92.5
English 1	88.2	89.7
Biology 1/Applied Biology 2	94.3	93.4
US History and the Constitution	71.9	78.2
All Tests	85.0	88.6


## NAEP PERFORMANCE\*

\* Performance reported for SC and nation, data not available at school level. Percentages at NAEP Achievement Levels.


### READING – GRADE 8 (2011)



### MATH – GRADE 8 (2011)



### SCIENCE – GRADE 8 (2009)



## SC PERFORMANCE VISION

*By 2020 all students will graduate with the knowledge and skills necessary to compete successfully in the global economy, participate in a democratic society and contribute positively as members of families and communities.*

### Abbreviations Key

N/A Not Applicable N/AV Not Available N/C Not Collected N/R Not Reported I/S Insufficient Sample TBD To be determined

# Greer Middle College Charter High School [Greenville County School District]

## SCHOOL PROFILE

	Our School	Change from Last Year	High Schools with Students Like Ours	Median High School
<b>Students (n=370)</b>				
Retention rate	0.9%	Down from 3.2%	1.2%	3.0%
Attendance rate	97.9%	Down from 98.3%	96.5%	95.3%
Served by gifted and talented program	N/AV	N/AV	N/AV	N/AV
With disabilities other than speech	N/AV	N/AV	N/AV	N/AV
Older than usual for grade	N/AV	N/AV	N/AV	N/AV
Out-of-school suspensions or expulsions for violent and/or criminal offenses	0.3%	Up from 0.0%	0.2%	0.9%
Enrolled in AP/IB programs	0.0%	No Change	27.9%	13.4%
Successful on AP/IB exams	N/A	N/A	76.2%	50.9%
Eligible for LIFE Scholarship	30.3%	N/R	51.3%	30.1%
Annual dropout rate	0.0%	No Change	0.3%	2.3%
Career/technology students in co-curricular organizations	0.0%	No Change	0.0%	2.7%
Enrollment in career/technology courses	218	Up from 128	426	395
Career/technology students attaining technical skills	98.2%	Down from 99.2%	95.0%	84.0%
<b>Teachers (n=22)</b>				
Teachers with advanced degrees	63.6%	Down from 72.2%	65.5%	63.2%
Continuing contract teachers	N/AV	N/AV	N/AV	N/AV
Teachers returning from previous year	83.0%	N/A	90.6%	86.6%
Teacher attendance rate	N/R	N/R	95.8%	95.2%
Average teacher salary*	\$40,875	Down 3.5%	\$48,861	\$47,326
Classes not taught by highly qualified teachers	0.0%	Down from 8.7%	5.1%	3.6%
Professional development days/teacher	5.7 days	Down from 6.1 days	9.5 days	9.7 days
<b>School</b>				
Principal's years at school	2.0	Up from 1.0	5.0	4.0
Student-teacher ratio in core subjects	27.3 to 1	Up from 22.8 to 1	27.4 to 1	27.1 to 1
Prime instructional time	N/R	N/R	92.5%	89.4%
Dollars spent per pupil**	\$6,925	Up 7.3%	\$6,880	\$7,761
Percent of expenditures for teacher salaries**	50.1%	Down from 68.4%	57.7%	57.1%
Percent of expenditures for instruction**	56.0%	Down from 72.6%	61.5%	59.6%
Opportunities in the arts	Poor	No Change	Excellent	Excellent
SACS accreditation	Yes	No Change	Yes	Yes
Parents attending conferences	98.0%	Down from 99.9%	98.1%	97.8%
Character development program	Excellent	No Change	Good	Good
ESEA composite index score	67.5	N/A	94.4	78.2

\* Length of contract = 185+ days.

\*\* Prior year audited financial data available.

## REPORT OF PRINCIPAL AND SCHOOL IMPROVEMENT COUNCIL

Greer Middle College Charter High School (GMC) is located on the Greer campus of Greenville Technical College in Northern Greenville County. GMC opened its doors in the fall of 2008 with approximately 100 freshmen. The school has continued to grow and add a class each year. This school year GMC celebrated its first graduating class. Greer Middle College has built a number of support systems into the daily life of the school. The school operates on an A/B schedule which allows students the opportunity to earn eight credits a year. With a maximum of 420 students, the staff at GMC can spend time identifying strengths and weaknesses for each student and help prevent students from falling through the cracks. GMC also provides academic assistance after school for students to receive additional help from their teachers. Greer Middle College has also implemented several initiatives that provide support to help students be successful. Some of these initiatives include project-based learning, a school wide honor code, an advisory system, and collaboration between the high school and college instructors. This continuous evaluation of our student's academic performance allows us to better meet their needs. During the 2011-2012 school year, Greer Middle College students completed over 550 college courses through Greenville Technical College with over a 95% passage rate. GMC also had five seniors earn an associates degree from Greenville Technical College, two of these students earned dual associates degrees. GMC was also one of only four high schools in Greenville County to make AYP this past year. Greer Middle College has established strong partnerships with Greenville Technical College, the Middle College National Consortium, other charter schools across the State and Nation, and the Greer Chamber of Commerce. Along with these strong partnerships, Greer Middle College strives to prepare our students to not only be life long learners, but also active and productive members of our society.

Ted Hoffman, Board Chair  
William F. Roach, Jr., Principal

## EVALUATION RESULTS

	Teachers	Students*	Parents*
Number of surveys returned	19	76	37
Percent satisfied with learning environment	94.7%	84.2%	94.4%
Percent satisfied with social and physical environment	100.0%	80.3%	91.7%
Percent satisfied with school-home relations	94.7%	94.7%	97.2%

\*Only eleventh grade students and their parents were included. For schools without grade eleven, only the highest grade was included.

Comprehensive detail, including definitions of ratings, performance criteria, and explanations of status, is available on [www.ed.sc.gov](http://www.ed.sc.gov) and [www.eoc.sc.gov](http://www.eoc.sc.gov) as well as school and school district websites.

Printed versions are available from school districts upon request.

### Abbreviations Key

N/A Not Applicable N/AV Not Available N/C Not Collected N/R Not Reported I/S Insufficient Sample TBD To be determined

NI Newly Identified CSI Continuing School Improvement CA Corrective Action RP Plan to Restructure R Restructure DELAY School Improvement Status HOLD School Improvement Status