

# SC Annual School Report Card Summary

Travelers Rest High School  
 Greenville County School District  
 Grades: 9-12 Enrollment: 1,218  
 Principal: Louis E. Lavelly, Jr.  
 Superintendent: Mr. Burke Royster  
 Board Chair: Mr. Roger Meek

## PERFORMANCE

Comprehensive detail, including definitions of ratings, performance criteria, and explanations of status, is available on [www.ed.sc.gov](http://www.ed.sc.gov) and [www.eoc.sc.gov](http://www.eoc.sc.gov) as well as school and school district websites. Printed versions are available from school districts upon request.

YEAR	ABSOLUTE RATING	GROWTH RATING	PALMETTO GOLD AND SILVER AWARD		ESEA/FEDERAL ACCOUNTABILITY RATING SYSTEM	
			General Performance	Closing the Gap	ESEA Grade	Accountability Indicator
2012	Good	Average	TBD	TBD	B	N/A
2011	Average	Below Average	N/A	Silver	Not Met	N/A
2010	Good	At-Risk	N/A	N/A	Not Met	N/A

## ABSOLUTE RATINGS OF HIGH SCHOOLS WITH STUDENTS LIKE OURS\*

EXCELLENT	GOOD	AVERAGE	BELOW AVERAGE	AT-RISK
15	19	5	0	2

\* Ratings are calculated with data available by 11/07/2012. Schools with Students Like Ours are High Schools with Poverty Indices of no more than 5% above or below the index for this school.

## HIGH SCHOOL ASSESSMENT PROGRAM(HSAP) EXAM PASSAGE RATE(%): SECOND YEAR STUDENTS

	Our High School		High Schools with Students Like Ours	
	2011	2012	2011	2012
Passed 2 subtests (%)	78.6%	78.5%	80.6%	79.5%
Passed 1 subtest (%)	13.7%	12.8%	11.4%	12.9%
Passed no subtests (%)	7.7%	8.7%	8.6%	7.8%

## HSAP PASSAGE RATE (%) BY SPRING 2012

	Our High School	High Schools with Students Like Ours
Passage Rate	86.8%	91.4%

## ON-TIME GRADUATION RATE

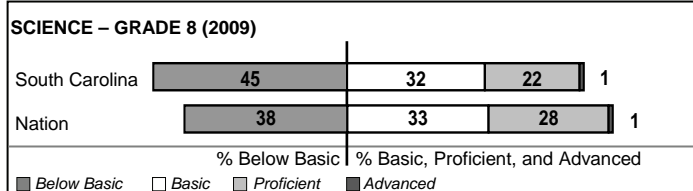

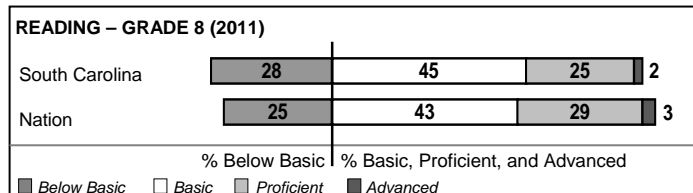
	Our High School	High Schools with Students Like Ours
Number of students	313	278
Number of Diplomas	205	203
Rate (%)	65.5%	73.9%

## END OF COURSE TESTS - 2012

% of students scoring 70 or above on:	Our High School	High Schools with Students Like Ours
Algebra 1/Math for the Technologies 2	74.3	76.1
English 1	71.1	67.5
Biology 1/Applied Biology 2	80.9	78.7
US History and the Constitution	74.2	49.8
All Tests	75.2	68.1

## NAEP PERFORMANCE\*

\* Performance reported for SC and nation, data not available at school level. Percentages at NAEP Achievement Levels.



## SC PERFORMANCE VISION

*By 2020 all students will graduate with the knowledge and skills necessary to compete successfully in the global economy, participate in a democratic society and contribute positively as members of families and communities.*

### Abbreviations Key

N/A Not Applicable N/AV Not Available N/C Not Collected N/R Not Reported I/S Insufficient Sample TBD To be determined

# Travelers Rest High School [Greenville County School District]

## SCHOOL PROFILE

	Our School	Change from Last Year	High Schools with Students Like Ours	Median High School
<b>Students (n=1,218)</b>				
Retention rate	3.6%	Down from 4.7%	3.1%	3.0%
Attendance rate	93.3%	Down from 93.8%	95.4%	95.3%
Served by gifted and talented program	N/AV	N/AV	N/AV	N/AV
With disabilities other than speech	N/AV	N/AV	N/AV	N/AV
Older than usual for grade	N/AV	N/AV	N/AV	N/AV
Out-of-school suspensions or expulsions for violent and/or criminal offenses	0.5%	Down from 0.6%	0.8%	0.9%
Enrolled in AP/IB programs	21.3%	Down from 24.0%	13.5%	13.4%
Successful on AP/IB exams	60.7%	Up from 56.5%	51.2%	50.9%
Eligible for LIFE Scholarship	44.0%	Up from 40.9%	30.3%	30.1%
Annual dropout rate	6.6%	Up from 4.3%	3.0%	2.3%
Career/technology students in co-curricular organizations	15.0%	Up from 7.7%	2.3%	2.7%
Enrollment in career/technology courses	570	Up from 553	426	395
Career/technology students attaining technical skills	71.8%	Down from 74.7%	84.8%	84.0%
<b>Teachers (n=63)</b>				
Teachers with advanced degrees	66.7%	Down from 67.7%	63.0%	63.2%
Continuing contract teachers	N/AV	N/AV	N/AV	N/AV
Teachers returning from previous year	86.8%	Down from 87.5%	88.5%	86.6%
Teacher attendance rate	95.1%	Up from 90.6%	95.4%	95.2%
Average teacher salary*	\$46,431	Down 2.3%	\$47,713	\$47,326
Classes not taught by highly qualified teachers	2.8%	Down from 18.6%	2.7%	3.6%
Professional development days/teacher	22.8 days	Down from 23.9 days	9.5 days	9.7 days
<b>School</b>				
Principal's years at school	10.0	Up from 9.0	4.0	4.0
Student-teacher ratio in core subjects	31.7 to 1	Down from 31.8 to 1	28.6 to 1	27.1 to 1
Prime instructional time	87.7%	Up from 86.8%	88.8%	89.4%
Dollars spent per pupil**	\$5,441	Down 5.0%	\$7,570	\$7,761
Percent of expenditures for teacher salaries**	59.0%	Up from 56.4%	56.3%	57.1%
Percent of expenditures for instruction**	60.0%	Up from 57.8%	59.5%	59.6%
Opportunities in the arts	Excellent	No Change	Excellent	Excellent
SACS accreditation	Yes	No Change	Yes	Yes
Parents attending conferences	100.0%	Up from 98.3%	97.2%	97.8%
Character development program	Good	No Change	Good	Good
ESEA composite index score	85.3	N/A	78.8	78.2

\* Length of contract = 185+ days.

\*\* Prior year audited financial data available.

## EVALUATION RESULTS

	Teachers	Students*	Parents*
Number of surveys returned	51	222	9
Percent satisfied with learning environment	94.1%	78.3%	I/S
Percent satisfied with social and physical environment	96.1%	80.5%	I/S
Percent satisfied with school-home relations	78.4%	90.0%	I/S

\*Only eleventh grade students and their parents were included. For schools without grade eleven, only the highest grade was included.

## REPORT OF PRINCIPAL AND SCHOOL IMPROVEMENT COUNCIL

We are very proud of the achievements at Travelers Rest High School during the 2011-2012 school year. Despite continued budgetary challenges, TRHS has maintained a singular focus on student achievement and success. With outstanding support from the community, PTSA, and SIC, we work together to provide an outstanding educational experience for the TRHS student body. Targeted efforts to provide an academically challenging curriculum continues to be a valuable opportunity afforded our students. Providing the International Baccalaureate Middle Years and Diploma Programs, nine Advanced Placement classes, and the continuation of dual credit courses in conjunction with Greenville Tech sets our students on a path of academic preparedness for college. These three rigorous programs enable our students to leave our school well on their way to a college degree and we are proud that Travelers Rest High is the only school in Greenville County to offer three college level programs for our students. As a result of these and other efforts to bolster academic success our students, we were at the top of the county and state in End of Course (EOC) Exam scores, the number of students passing the exit exam on their first attempt increased for the fourth consecutive year, and our graduation rate increased. Our seniors continued the tradition of academic excellence with scholarship offers exceeding \$5.6 million, a 10% increase over last year, and we had eight Palmetto Fellow Scholarship winners. Just as important as academic rigor are our efforts to support students struggling to maintain academic standing. We continue with great success to provide non-traditional learning opportunities resulting in an increase in the number of students graduating. These efforts include HSAP remediation, Twilight School, free credit recovery opportunities, and virtual classes. As always, extracurricular activities continued to enhance the school experience. We are proud to have North-South game participants from all three sports seasons, several all-state athletes, and a state champion in wrestling. The fine arts program continues to win awards, with our band receiving the Overall Performance Award for the third time in four years. The student body demonstrated character and commitment to the community by raising over \$30,000 for local charities. Student Council was named a South Carolina Gold Level Honor Council for the eighth consecutive year and was awarded a National Gold Level Honor Council award for the fourth consecutive year, one of only four schools in South Carolina to receive this honor. As educators, parents, and community members, we feel the students of TRHS are provided superior educational and extracurricular opportunities. Our faculty and staff, in partnership with our community, are committed to achieving this goal. Please feel free to contact the school if you have any questions, comments, or suggestions.

Mr. Jake Hawkins, SIC Chair and Mr. Lou Lavelly, Principal

Comprehensive detail, including definitions of ratings, performance criteria, and explanations of status, is available on [www.ed.sc.gov](http://www.ed.sc.gov) and [www.eoc.sc.gov](http://www.eoc.sc.gov) as well as school and school district websites.

Printed versions are available from school districts upon request.

### Abbreviations Key

N/A Not Applicable N/AV Not Available N/C Not Collected N/R Not Reported I/S Insufficient Sample TBD To be determined

NI Newly Identified CSI Continuing School Improvement CA Corrective Action RP Plan to Restructure R Restructure DELAY School Improvement Status HOLD School Improvement Status