

# SC Annual School Report Card Summary

**Mauldin High School**  
**Greenville County School District**  
**Grades: 9-12** **Enrollment: 2,094**  
**Principal: Ann Miller**  
**Superintendent: Mr. Burke Royster**  
**Board Chair: Mr. Roger Meek**

## PERFORMANCE

Comprehensive detail, including definitions of ratings, performance criteria, and explanations of status, is available on [www.ed.sc.gov](http://www.ed.sc.gov) and [www.eoc.sc.gov](http://www.eoc.sc.gov) as well as school and school district websites. Printed versions are available from school districts upon request.

YEAR	ABSOLUTE RATING	GROWTH RATING	PALMETTO GOLD AND SILVER AWARD		ESEA/FEDERAL ACCOUNTABILITY RATING SYSTEM	
			General Performance	Closing the Gap	ESEA Grade	Accountability Indicator
2012	Excellent	Good	TBD	TBD	A	N/A
2011	Excellent	Excellent	Gold	Gold	Not Met	N/A
2010	Excellent	Good	Gold	Gold	Not Met	N/A

## ABSOLUTE RATINGS OF HIGH SCHOOLS WITH STUDENTS LIKE OURS\*

EXCELLENT	GOOD	AVERAGE	BELOW AVERAGE	AT-RISK
7	0	0	0	0

\* Ratings are calculated with data available by 11/07/2012. Schools with Students Like Ours are High Schools with Poverty Indices of no more than 5% above or below the index for this school.

## HIGH SCHOOL ASSESSMENT PROGRAM(HSAP) EXAM PASSAGE RATE(%): SECOND YEAR STUDENTS

	Our High School		High Schools with Students Like Ours	
	2011	2012	2011	2012
Passed 2 subtests (%)	88.2%	88.1%	89.0%	90.7%
Passed 1 subtest (%)	9.1%	8.2%	6.9%	5.8%
Passed no subtests (%)	2.7%	3.6%	4.1%	3.5%

## HSAP PASSAGE RATE (%) BY SPRING 2012

	Our High School	High Schools with Students Like Ours
Passage Rate	95.3%	96.6%

## ON-TIME GRADUATION RATE

	Our High School	High Schools with Students Like Ours
Number of students	522	408
Number of Diplomas	437	349
Rate (%)	83.7%	86.2%


## END OF COURSE TESTS - 2012

% of students scoring 70 or above on:	Our High School	High Schools with Students Like Ours
Algebra 1/Math for the Technologies 2	86.8	88.2
English 1	78.0	79.2
Biology 1/Applied Biology 2	91.6	86.6
US History and the Constitution	77.9	69.4
All Tests	84.3	80.4


## NAEP PERFORMANCE\*

\* Performance reported for SC and nation, data not available at school level. Percentages at NAEP Achievement Levels.


### READING – GRADE 8 (2011)



### MATH – GRADE 8 (2011)



### SCIENCE – GRADE 8 (2009)



## SC PERFORMANCE VISION

*By 2020 all students will graduate with the knowledge and skills necessary to compete successfully in the global economy, participate in a democratic society and contribute positively as members of families and communities.*

### Abbreviations Key

N/A Not Applicable N/AV Not Available N/C Not Collected N/R Not Reported I/S Insufficient Sample TBD To be determined

# Mauldin High School [Greenville County School District]

## SCHOOL PROFILE

	Our School	Change from Last Year	High Schools with Students Like Ours	Median High School
<b>Students (n=2,094)</b>				
Retention rate	2.9%	Up from 2.4%	2.9%	3.0%
Attendance rate	95.7%	Up from 94.6%	95.4%	95.3%
Served by gifted and talented program	N/AV	N/AV	N/AV	N/AV
With disabilities other than speech	N/AV	N/AV	N/AV	N/AV
Older than usual for grade	N/AV	N/AV	N/AV	N/AV
Out-of-school suspensions or expulsions for violent and/or criminal offenses	1.3%	Up from 1.0%	0.3%	0.9%
Enrolled in AP/IB programs	31.1%	Down from 38.7%	37.3%	13.4%
Successful on AP/IB exams	72.3%	Down from 74.5%	70.4%	50.9%
Eligible for LIFE Scholarship	35.7%	Up from 26.3%	39.9%	30.1%
Annual dropout rate	2.1%	Up from 1.4%	2.1%	2.3%
Career/technology students in co-curricular organizations	1.5%	Down from 2.2%	5.0%	2.7%
Enrollment in career/technology courses	816	Down from 908	816	395
Career/technology students attaining technical skills	85.2%	Up from 80.4%	90.2%	84.0%
<b>Teachers (n=109)</b>				
Teachers with advanced degrees	60.6%	Down from 62.1%	67.4%	63.2%
Continuing contract teachers	N/AV	N/AV	N/AV	N/AV
Teachers returning from previous year	90.7%	Up from 85.0%	90.7%	86.6%
Teacher attendance rate	95.9%	Up from 93.4%	95.5%	95.2%
Average teacher salary*	\$46,733	Up 1.1%	\$48,227	\$47,326
Classes not taught by highly qualified teachers	1.4%	Up from 0.0%	2.0%	3.6%
Professional development days/teacher	7.7 days	Up from 6.5 days	7.7 days	9.7 days
<b>School</b>				
Principal's years at school	8.0	Up from 7.0	5.0	4.0
Student-teacher ratio in core subjects	27.7 to 1	Down from 33.2 to 1	28.4 to 1	27.1 to 1
Prime instructional time	91.2%	Up from 89.6%	90.9%	89.4%
Dollars spent per pupil**	\$5,116	Down 5.5%	\$6,339	\$7,761
Percent of expenditures for teacher salaries**	58.8%	Up from 57.1%	60.3%	57.1%
Percent of expenditures for instruction**	59.6%	Up from 58.9%	62.0%	59.6%
Opportunities in the arts	Excellent	No Change	Excellent	Excellent
SACS accreditation	Yes	No Change	Yes	Yes
Parents attending conferences	100.0%	No Change	97.2%	97.8%
Character development program	Average	Down from Excellent	Average	Good
ESEA composite index score	94.0	N/A	89.5	78.2

\* Length of contract = 185+ days.

\*\* Prior year audited financial data available.

## EVALUATION RESULTS

	Teachers	Students*	Parents*
Number of surveys returned	104	408	133
Percent satisfied with learning environment	93.2%	78.0%	84.8%
Percent satisfied with social and physical environment	98.1%	82.6%	75.8%
Percent satisfied with school-home relations	98.1%	86.3%	80.6%

\*Only eleventh grade students and their parents were included. For schools without grade eleven, only the highest grade was included.

## REPORT OF PRINCIPAL AND SCHOOL IMPROVEMENT COUNCIL

As a result of dedication and hard work by many stakeholders, Mauldin High School created a culture of collaboration, which led to a highly successful 2011-2012 school year both academically and athletically. Mauldin High was recognized once again by Newsweek magazine as one of the top public high schools. Academically, Mauldin High School continues a tradition of excellence. The class of 2012 received scholarships totaling over \$15 million. Two Naval ROTC scholarships were awarded to students attending The University of South Carolina. Thirty-four students were named Palmetto Fellows, and nineteen students graduated with South Carolina Academic Honors. Among these students was the valedictorian who was also named a Greenville County School Student of the Year for getting the highest ACT score in the district. In 2012, more than seven hundred seventy AP exams were taken by Mauldin High students. Our strong academic program is supported by a dedicated staff that includes guidance and career specialists who met with each student individually to create a graduation plan this year. Students were provided job shadowing opportunities throughout the year and guest speakers were encouraged in all disciplines. Our Teacher Cadets had career-exploratory opportunities and participated in several leadership workshops. Service Learning students provided over 7,000 hours of service in our community. The Future Business Leaders of America Club students provided computer workshops to senior citizens in the community. During our annual Spirit Week, the Student Council led the student body in raising over \$60,000 for Building Dreams. The Robotics team was once again recognized for their outstanding abilities and their attention to safety. In athletics, the Girls Tennis Team and the Competitive Cheerleading Team won 2011-2012 State Championships. Baseball was runner up in the Upper State Finals. Additionally, three other athletic teams won region championships. Mauldin High was fifth out of forty-eight schools overall in the South Carolina Athletic Directors Cup. This was the sixth year we have been in the top five. Thirteen student athletes signed to play college athletics in the fall of 2012 and sixty-six student athletes received regional and state accolades. The Mauldin High PTSA volunteers logged over 55,000 volunteer hours for the school year. On any given day in 2011-2012, Mauldin had at least fifteen volunteers working throughout the school as aides, classroom speakers, and tutors while many others worked for the athletic, band, and debate boosters. The cooperative endeavors of Mauldin High School stakeholders support our vision statement: the administration, faculty, and staff of Mauldin High School, in conjunction with the students, their families, and the community, shall provide every student the opportunity, challenge, and support to realize his or her potential and the ability to assume a productive role in a democratic society. This shared vision is what has made and will continue to make Mauldin High School successful.

Ann Miller Principal  
Guarino, SIC Chair

Mike

Comprehensive detail, including definitions of ratings, performance criteria, and explanations of status, is available on [www.ed.sc.gov](http://www.ed.sc.gov) and [www.eoc.sc.gov](http://www.eoc.sc.gov) as well as school and school district websites.

Printed versions are available from school districts upon request.

### Abbreviations Key

N/A Not Applicable N/AV Not Available N/C Not Collected N/R Not Reported I/S Insufficient Sample TBD To be determined

NI Newly Identified CSI Continuing School Improvement CA Corrective Action RP Plan to Restructure R Restructure DELAY School Improvement Status HOLD School Improvement Status