

SC Annual School Report Card Summary

JL Mann High School
 Greenville County School District
 Grades: 9-12 Enrollment: 1,698
 Principal: Charles S. Mayfield
 Superintendent: Mr. Burke Royster
 Board Chair: Mr. Roger Meek

PERFORMANCE

Comprehensive detail, including definitions of ratings, performance criteria, and explanations of status, is available on www.ed.sc.gov and www.eoc.sc.gov as well as school and school district websites. Printed versions are available from school districts upon request.

YEAR	ABSOLUTE RATING	GROWTH RATING	PALMETTO GOLD AND SILVER AWARD		ESEA/FEDERAL ACCOUNTABILITY RATING SYSTEM	
			General Performance	Closing the Gap	ESEA Grade	Accountability Indicator
2012	Excellent	Excellent	TBD	TBD	F	N/A
2011	Excellent	Average	Gold	N/A	Not Met	N/A
2010	Good	Average	N/A	N/A	Not Met	N/A

ABSOLUTE RATINGS OF HIGH SCHOOLS WITH STUDENTS LIKE OURS*

EXCELLENT	GOOD	AVERAGE	BELOW AVERAGE	AT-RISK
10	0	0	0	0

* Ratings are calculated with data available by 11/07/2012. Schools with Students Like Ours are High Schools with Poverty Indices of no more than 5% above or below the index for this school.

HIGH SCHOOL ASSESSMENT PROGRAM(HSAP) EXAM PASSAGE RATE(%): SECOND YEAR STUDENTS

	Our High School		High Schools with Students Like Ours	
	2011	2012	2011	2012
Passed 2 subtests (%)	84.5%	85.9%	88.1%	88.6%
Passed 1 subtest (%)	8.6%	7.9%	7.3%	7.2%
Passed no subtests (%)	7.0%	6.2%	4.6%	4.2%

HSAP PASSAGE RATE (%) BY SPRING 2012

	Our High School	High Schools with Students Like Ours
Passage Rate	92.7%	96.1%

ON-TIME GRADUATION RATE

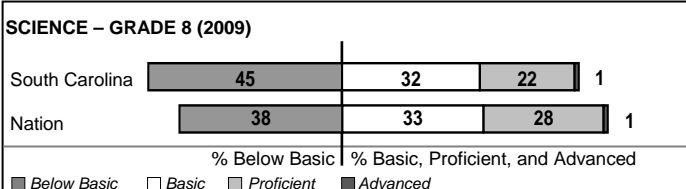


	Our High School	High Schools with Students Like Ours
Number of students	441	359
Number of Diplomas	334	301
Rate (%)	75.7%	84.6%

END OF COURSE TESTS - 2012

% of students scoring 70 or above on:	Our High School	High Schools with Students Like Ours
Algebra 1/Math for the Technologies 2	80.0	86.0
English 1	75.9	79.2
Biology 1/Applied Biology 2	80.6	86.3
US History and the Constitution	67.0	66.7
All Tests	75.6	79.9

NAEP PERFORMANCE*

* Performance reported for SC and nation, data not available at school level. Percentages at NAEP Achievement Levels.



SC PERFORMANCE VISION

By 2020 all students will graduate with the knowledge and skills necessary to compete successfully in the global economy, participate in a democratic society and contribute positively as members of families and communities.

Abbreviations Key

N/A Not Applicable N/AV Not Available N/C Not Collected N/R Not Reported I/S Insufficient Sample TBD To be determined

JL Mann High School [Greenville County School District]

SCHOOL PROFILE

	Our School	Change from Last Year	High Schools with Students Like Ours	Median High School
Students (n=1,698)				
Retention rate	3.7%	Down from 4.8%	2.8%	3.0%
Attendance rate	94.0%	Up from 93.9%	95.4%	95.3%
Served by gifted and talented program	N/AV	N/AV	N/AV	N/AV
With disabilities other than speech	N/AV	N/AV	N/AV	N/AV
Older than usual for grade	N/AV	N/AV	N/AV	N/AV
Out-of-school suspensions or expulsions for violent and/or criminal offenses	1.4%	Up from 1.0%	1.0%	0.9%
Enrolled in AP/IB programs	46.2%	Up from 41.6%	34.7%	13.4%
Successful on AP/IB exams	50.5%	Down from 58.4%	62.9%	50.9%
Eligible for LIFE Scholarship	39.9%	Down from 66.7%	37.9%	30.1%
Annual dropout rate	3.4%	Up from 2.0%	2.1%	2.3%
Career/technology students in co-curricular organizations	0.0%	No Change	0.4%	2.7%
Enrollment in career/technology courses	603	Down from 653	575	395
Career/technology students attaining technical skills	80.4%	Down from 81.8%	87.8%	84.0%
Teachers (n=89)				
Teachers with advanced degrees	67.4%	Up from 63.8%	67.1%	63.2%
Continuing contract teachers	N/AV	N/AV	N/AV	N/AV
Teachers returning from previous year	90.9%	Up from 89.2%	90.1%	86.6%
Teacher attendance rate	95.0%	Up from 93.9%	95.1%	95.2%
Average teacher salary*	\$46,169	Down 0.9%	\$47,742	\$47,326
Classes not taught by highly qualified teachers	2.0%	Down from 2.7%	2.0%	3.6%
Professional development days/teacher	7.9 days	Up from 7.2 days	7.8 days	9.7 days
School				
Principal's years at school	3.0	Up from 2.0	4.5	4.0
Student-teacher ratio in core subjects	28.4 to 1	Down from 31.0 to 1	28.8 to 1	27.1 to 1
Prime instructional time	88.0%	Down from 88.8%	89.7%	89.4%
Dollars spent per pupil**	\$5,758	Down 2.4%	\$6,821	\$7,761
Percent of expenditures for teacher salaries**	60.3%	Down from 60.6%	59.6%	57.1%
Percent of expenditures for instruction**	60.8%	Down from 61.9%	60.8%	59.6%
Opportunities in the arts	Excellent	No Change	Excellent	Excellent
SACS accreditation	Yes	No Change	Yes	Yes
Parents attending conferences	96.7%	Down from 100.0%	97.3%	97.8%
Character development program	Excellent	No Change	Average	Good
ESEA composite index score	58.4	N/A	89.0	78.2

* Length of contract = 185+ days.

** Prior year audited financial data available.

EVALUATION RESULTS

	Teachers	Students*	Parents*
Number of surveys returned	66	339	164
Percent satisfied with learning environment	84.6%	78.0%	76.9%
Percent satisfied with social and physical environment	90.9%	82.4%	76.2%
Percent satisfied with school-home relations	90.9%	88.6%	77.8%

*Only eleventh grade students and their parents were included. For schools without grade eleven, only the highest grade was included.

REPORT OF PRINCIPAL AND SCHOOL IMPROVEMENT COUNCIL

With more than 49 years of history behind it, JL Mann High School, Academy of Math, Science and Technology, continues to be a model of excellence in the Greenville County School system. With an enrollment of over 1657, the accomplishments of its students and staff provide a source of pride to the district. Working closely with various community groups, Mann's reputation both academically and athletically has continued to rise while serving as one of the district's Magnet Program schools.

Academically, JL Mann's graduating class of 2011 established themselves as a stellar group. The Class of 2011 received \$5,741,000.00 in higher education scholarships, recognized 24 Palmetto Fellows, 1 National Merit Semi-finalists, 15 Sistine Scholars, and 39 AP Scholars. With these continued gains in merit scholarship monies, it is evident that Mann is advancing the overall achievement of all students. In addition, the staff at Mann prides itself with 8 Nationally Board Certified Teachers with others in progress. An "Excellent" rating on the School Report Card indicated gains in numerous sub-categories. A focus on providing additional academic help this year resulted in providing common planning periods for teachers in core subjects. In addition, a remedial program aimed at HSAP was established. An after-school tutoring program, Extra Mann Power began offering transportation home, while the National Honor Society members initiated a list of available peer tutors. Mann continues to recognize outstanding performance on AP exams with the AP Hall of Fame plaques for the ninety-nine students who were recognized as AP Scholars.

The fruits of Mann's educational labors continued to shine outside the classroom this year. As a magnet school for technology, involvement in the Nationally Certified program, Project Lead the Way, allowed students the opportunity of college credits through PLTW coursework. The Art Department continues to attract the finest talent in the area, and once again won Greenville's "Open Studio Art Award". The Mann Science Fair proudly continues to be one of the largest in South Carolina, while the ROTC program has proven its excellence at State and National levels as well. In the fall, PTSA sponsored the program "Challenge Day" for over 300 students, which was aimed at breaking down barriers among students and promoting diversity and acceptance. Mann continued its working relationship with the technology community through contacts at ICAR and Women in Engineering.

Patriot Pride was clearly present during 2011-2012 among the student body. Efforts during Spirit Week raised \$126,072.98 for the Arizona Charities and the Mac Foundation. Mann's athletic teams proved how competitive they were as they entered their second year as a 4A school. Both Girls' Swimming and Girls' Track brought home State Championships, while Boys' Tennis and Boys' Soccer won state championships as well.

With all the valuable strides JL Mann has made over the years and with the continual strive towards constant improvement, the school is ready to meet the challenges of the next 50 years with innovation and enthusiasm!

Charles S. Mayfield, Principal
Rubenstein, SIC Chair

Vicki

Comprehensive detail, including definitions of ratings, performance criteria, and explanations of status, is available on www.ed.sc.gov and www.eoc.sc.gov as well as school and school district websites.

Printed versions are available from school districts upon request.

Abbreviations Key

N/A Not Applicable N/AV Not Available N/C Not Collected N/R Not Reported I/S Insufficient Sample TBD To be determined

NI Newly Identified CSI Continuing School Improvement CA Corrective Action RP Plan to Restructure R Restructure DELAY School Improvement Status HOLD School Improvement Status