

SC Annual School Report Card Summary

Hillcrest High School
Greenville County School District
Grades: 9-12 Enrollment: 2,117
Principal: Stephen Chamness
Superintendent: Mr. Burke Royster
Board Chair: Mr. Roger Meek

PERFORMANCE

Comprehensive detail, including definitions of ratings, performance criteria, and explanations of status, is available on www.ed.sc.gov and www.eoc.sc.gov as well as school and school district websites. Printed versions are available from school districts upon request.

YEAR	ABSOLUTE RATING	GROWTH RATING	PALMETTO GOLD AND SILVER AWARD		ESEA/FEDERAL ACCOUNTABILITY RATING SYSTEM	
			General Performance	Closing the Gap	ESEA Grade	Accountability Indicator
2012	Good	Below Average	TBD	TBD	C	N/A
2011	Good	Below Average	N/A	Gold	Not Met	N/A
2010	Good	At-Risk	N/A	N/A	Not Met	N/A

ABSOLUTE RATINGS OF HIGH SCHOOLS WITH STUDENTS LIKE OURS*

EXCELLENT	GOOD	AVERAGE	BELOW AVERAGE	AT-RISK
24	6	1	0	0

* Ratings are calculated with data available by 11/07/2012. Schools with Students Like Ours are High Schools with Poverty Indices of no more than 5% above or below the index for this school.

HIGH SCHOOL ASSESSMENT PROGRAM(HSAP) EXAM PASSAGE RATE(%): SECOND YEAR STUDENTS

	Our High School		High Schools with Students Like Ours	
	2011	2012	2011	2012
Passed 2 subtests (%)	79.3%	80.4%	82.9%	84.4%
Passed 1 subtest (%)	14.1%	13.1%	10.3%	9.7%
Passed no subtests (%)	6.6%	6.5%	6.8%	6.1%

HSAP PASSAGE RATE (%) BY SPRING 2012

	Our High School	High Schools with Students Like Ours
Passage Rate	91.2%	94.3%

ON-TIME GRADUATION RATE

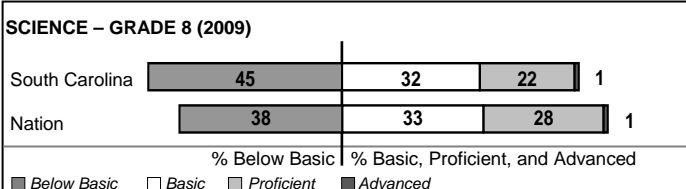


	Our High School	High Schools with Students Like Ours
Number of students	590	369
Number of Diplomas	436	294
Rate (%)	73.9%	80.2%

END OF COURSE TESTS - 2012

% of students scoring 70 or above on:	Our High School	High Schools with Students Like Ours
Algebra 1/Math for the Technologies 2	77.6	80.4
English 1	77.3	71.1
Biology 1/Applied Biology 2	70.5	81.4
US History and the Constitution	63.5	57.2
All Tests	72.3	73.0

NAEP PERFORMANCE*

* Performance reported for SC and nation, data not available at school level. Percentages at NAEP Achievement Levels.



SC PERFORMANCE VISION

By 2020 all students will graduate with the knowledge and skills necessary to compete successfully in the global economy, participate in a democratic society and contribute positively as members of families and communities.

Abbreviations Key

N/A Not Applicable N/AV Not Available N/C Not Collected N/R Not Reported I/S Insufficient Sample TBD To be determined

Hillcrest High School [Greenville County School District]

SCHOOL PROFILE

	Our School	Change from Last Year	High Schools with Students Like Ours	Median High School
Students (n=2,117)				
Retention rate	2.5%	Down from 3.9%	2.5%	3.0%
Attendance rate	92.9%	Up from 89.1%	95.4%	95.3%
Served by gifted and talented program	N/AV	N/AV	N/AV	N/AV
With disabilities other than speech	N/AV	N/AV	N/AV	N/AV
Older than usual for grade	N/AV	N/AV	N/AV	N/AV
Out-of-school suspensions or expulsions for violent and/or criminal offenses	0.5%	Down from 0.7%	0.9%	0.9%
Enrolled in AP/IB programs	28.8%	Down from 32.2%	22.6%	13.4%
Successful on AP/IB exams	45.2%	Up from 43.6%	54.0%	50.9%
Eligible for LIFE Scholarship	37.0%	Down from 41.1%	37.6%	30.1%
Annual dropout rate	2.5%	Up from 2.2%	2.4%	2.3%
Career/technology students in co-curricular organizations	6.1%	Up from 4.0%	2.1%	2.7%
Enrollment in career/technology courses	1307	Up from 1250	712	395
Career/technology students attaining technical skills	89.2%	Up from 0.0%	84.6%	84.0%
Teachers (n=102)				
Teachers with advanced degrees	63.7%	Up from 60.8%	67.0%	63.2%
Continuing contract teachers	N/AV	N/AV	N/AV	N/AV
Teachers returning from previous year	92.1%	Up from 88.4%	89.5%	86.6%
Teacher attendance rate	95.0%	Up from 91.1%	95.4%	95.2%
Average teacher salary*	\$48,047	Up 2.8%	\$48,487	\$47,326
Classes not taught by highly qualified teachers	3.9%	Up from 3.3%	3.0%	3.6%
Professional development days/teacher	9.7 days	Up from 6.3 days	9.1 days	9.7 days
School				
Principal's years at school	9.0	Down from 12.0	6.0	4.0
Student-teacher ratio in core subjects	31.2 to 1	Down from 33.8 to 1	29.4 to 1	27.1 to 1
Prime instructional time	87.5%	Up from 82.8%	89.3%	89.4%
Dollars spent per pupil**	\$4,991	Down 1.6%	\$7,008	\$7,761
Percent of expenditures for teacher salaries**	62.0%	Up from 60.7%	60.0%	57.1%
Percent of expenditures for instruction**	62.7%	Up from 62.5%	61.8%	59.6%
Opportunities in the arts	Excellent	No Change	Excellent	Excellent
SACS accreditation	Yes	No Change	Yes	Yes
Parents attending conferences	91.6%	Down from 99.7%	99.0%	97.8%
Character development program	Average	Down from Good	Good	Good
ESEA composite index score	76.8	N/A	83.5	78.2

* Length of contract = 185+ days.

** Prior year audited financial data available.

REPORT OF PRINCIPAL AND SCHOOL IMPROVEMENT COUNCIL

For almost sixty two years, Hillcrest High School has been a source of pride for the Simpsonville-Fountain Inn Community. Hillcrest is proud of its students and faculty and their accomplishments. This year we celebrated our largest graduation class of 484 students, the largest in our district. Our graduating class received over 15 million dollars in scholarship funds. We currently have 13 teachers who are National Board Certified, and 80 staff members with advanced degrees. Each year our students sit down individually with guidance counselors to help map out their academic track. Students have ample opportunity to investigate their interests through many rigorous and relevant classes at Hillcrest High. We offer over 15 advance placement courses as well as honors and CP courses. We work hard to meet the needs of our diverse population. The Freshman Academy is an exceptional feature that continues to positively impact our ninth graders. This PLC (Professional Learning Community) collaborates and plans together to help ensure that ninth grade students have the support they need to thrive in high school. Hillcrest offers a variety of opportunities for student involvement. Our agriculture department is considered a model program across the state and has been featured on South Carolina's ETV. It boasts Hillcrest Greenhouse Industries, which is a student run enterprise from buying the seed to selling the products that operates a fall plant sale, Christmas tree sale, and spring plant sale each year. This department also supports several small animal care courses that collaborate with community veterinarians. Each year many of our athletic teams compete for regional and state championships. This year we won 3 State Championships; Volleyball, Softball, and Wrestling. Our Speech and Debate team also won the National Award. Hillcrest continuously seeks avenues in which students can exercise goodwill, leadership and exhibit our motto of "Truth, Honor, and Loyalty". Our student body in partnership with the community raised nearly \$101,000 in one week in support of a local charity and an underprivileged school. Hillcrest is dedicated to providing a safe, positive learning environment which brings together the resources of staff, family, and our community to create the best future possible for our students.

Stephen Chamness, Principal
Tuten, SIC Chairperson

Lynn

EVALUATION RESULTS

	Teachers	Students*	Parents*
Number of surveys returned	63	444	80
Percent satisfied with learning environment	81.0%	65.5%	79.5%
Percent satisfied with social and physical environment	93.5%	70.2%	65.4%
Percent satisfied with school-home relations	79.4%	83.1%	71.3%

*Only eleventh grade students and their parents were included. For schools without grade eleven, only the highest grade was included.

Comprehensive detail, including definitions of ratings, performance criteria, and explanations of status, is available on www.ed.sc.gov and www.eoc.sc.gov as well as school and school district websites.

Printed versions are available from school districts upon request.

Abbreviations Key

N/A Not Applicable N/AV Not Available N/C Not Collected N/R Not Reported I/S Insufficient Sample TBD To be determined

NI Newly Identified CSI Continuing School Improvement CA Corrective Action RP Plan to Restructure R Restructure DELAY School Improvement Status HOLD School Improvement Status