

# SC Annual School Report Card Summary

Wade Hampton High School  
 Greenville County School District  
 Grades: 9-12 Enrollment: 1,611  
 Principal: C. Lance Radford  
 Superintendent: Mr. Burke Royster  
 Board Chair: Mr. Roger Meek

## PERFORMANCE

Comprehensive detail, including definitions of ratings, performance criteria, and explanations of status, is available on [www.ed.sc.gov](http://www.ed.sc.gov) and [www.eoc.sc.gov](http://www.eoc.sc.gov) as well as school and school district websites. Printed versions are available from school districts upon request.

YEAR	ABSOLUTE RATING	GROWTH RATING	PALMETTO GOLD AND SILVER AWARD		ESEA/FEDERAL ACCOUNTABILITY RATING SYSTEM	
			General Performance	Closing the Gap	ESEA Grade	Accountability Indicator
2012	Excellent	Excellent	TBD	TBD	A	N/A
2011	Excellent	Good	Gold	Silver	Not Met	N/A
2010	Excellent	Good	Gold	Gold	Not Met	N/A

## ABSOLUTE RATINGS OF HIGH SCHOOLS WITH STUDENTS LIKE OURS\*

EXCELLENT	GOOD	AVERAGE	BELOW AVERAGE	AT-RISK
20	6	0	0	0

\* Ratings are calculated with data available by 11/07/2012. Schools with Students Like Ours are High Schools with Poverty Indices of no more than 5% above or below the index for this school.

## HIGH SCHOOL ASSESSMENT PROGRAM(HSAP) EXAM PASSAGE RATE(%): SECOND YEAR STUDENTS

	Our High School		High Schools with Students Like Ours	
	2011	2012	2011	2012
Passed 2 subtests (%)	89.1%	91.9%	84.8%	85.4%
Passed 1 subtest (%)	6.6%	4.7%	9.6%	9.2%
Passed no subtests (%)	4.3%	3.5%	6.2%	5.6%

## HSAP PASSAGE RATE (%) BY SPRING 2012

	Our High School	High Schools with Students Like Ours
Passage Rate	96.8%	94.4%

## ON-TIME GRADUATION RATE

	Our High School	High Schools with Students Like Ours
Number of students	395	373
Number of Diplomas	343	298
Rate (%)	86.8%	80.6%


## END OF COURSE TESTS - 2012

% of students scoring 70 or above on:	Our High School	High Schools with Students Like Ours
Algebra 1/Math for the Technologies 2	90.1	82.1
English 1	76.0	70.8
Biology 1/Applied Biology 2	88.2	81.9
US History and the Constitution	80.5	58.9
All Tests	84.7	74.0


## NAEP PERFORMANCE\*

\* Performance reported for SC and nation, data not available at school level. Percentages at NAEP Achievement Levels.


### READING – GRADE 8 (2011)



### MATH – GRADE 8 (2011)



### SCIENCE – GRADE 8 (2009)



## SC PERFORMANCE VISION

*By 2020 all students will graduate with the knowledge and skills necessary to compete successfully in the global economy, participate in a democratic society and contribute positively as members of families and communities.*

### Abbreviations Key

N/A Not Applicable N/AV Not Available N/C Not Collected N/R Not Reported I/S Insufficient Sample TBD To be determined

# Wade Hampton High School [Greenville County School District]

## SCHOOL PROFILE

	Our School	Change from Last Year	High Schools with Students Like Ours	Median High School
<b>Students (n=1,611)</b>				
Retention rate	1.7%	Down from 2.0%	2.1%	3.0%
Attendance rate	94.5%	Up from 94.2%	96.1%	95.3%
Served by gifted and talented program	N/AV	N/AV	N/AV	N/AV
With disabilities other than speech	N/AV	N/AV	N/AV	N/AV
Older than usual for grade	N/AV	N/AV	N/AV	N/AV
Out-of-school suspensions or expulsions for violent and/or criminal offenses	0.8%	Down from 1.0%	0.8%	0.9%
Enrolled in AP/IB programs	36.1%	Up from 26.5%	22.6%	13.4%
Successful on AP/IB exams	37.7%	Down from 39.8%	54.3%	50.9%
Eligible for LIFE Scholarship	36.9%	Up from 35.5%	31.2%	30.1%
Annual dropout rate	0.7%	No Change	2.3%	2.3%
Career/technology students in co-curricular organizations	0.0%	No Change	2.0%	2.7%
Enrollment in career/technology courses	564	Down from 589	743	395
Career/technology students attaining technical skills	84.4%	Up from 83.5%	84.7%	84.0%
<b>Teachers (n=75)</b>				
Teachers with advanced degrees	58.7%	Up from 58.6%	66.7%	63.2%
Continuing contract teachers	N/AV	N/AV	N/AV	N/AV
Teachers returning from previous year	84.9%	Up from 83.1%	89.5%	86.6%
Teacher attendance rate	95.2%	Up from 93.0%	95.4%	95.2%
Average teacher salary*	\$45,005	Down 0.6%	\$48,356	\$47,326
Classes not taught by highly qualified teachers	0.0%	No Change	3.3%	3.6%
Professional development days/teacher	11.3 days	Up from 10.9 days	8.7 days	9.7 days
<b>School</b>				
Principal's years at school	7.0	Up from 6.0	5.0	4.0
Student-teacher ratio in core subjects	32.0 to 1	Down from 32.7 to 1	29.3 to 1	27.1 to 1
Prime instructional time	89.0%	Up from 88.3%	89.5%	89.4%
Dollars spent per pupil**	\$5,192	Down 3.6%	\$6,652	\$7,761
Percent of expenditures for teacher salaries**	60.0%	Up from 59.6%	59.4%	57.1%
Percent of expenditures for instruction**	60.6%	Down from 60.9%	61.0%	59.6%
Opportunities in the arts	Excellent	No Change	Excellent	Excellent
SACS accreditation	Yes	No Change	Yes	Yes
Parents attending conferences	99.3%	Up from 98.9%	98.0%	97.8%
Character development program	Good	No Change	Good	Good
ESEA composite index score	93.3	N/A	84.2	78.2

\* Length of contract = 185+ days.

\*\* Prior year audited financial data available.

## EVALUATION RESULTS

	Teachers	Students*	Parents*
Number of surveys returned	84	234	54
Percent satisfied with learning environment	98.8%	88.8%	92.6%
Percent satisfied with social and physical environment	100.0%	90.6%	87.0%
Percent satisfied with school-home relations	97.6%	89.7%	84.9%

\*Only eleventh grade students and their parents were included. For schools without grade eleven, only the highest grade was included.

Comprehensive detail, including definitions of ratings, performance criteria, and explanations of status, is available on [www.ed.sc.gov](http://www.ed.sc.gov) and [www.eoc.sc.gov](http://www.eoc.sc.gov) as well as school and school district websites.

Printed versions are available from school districts upon request.

## REPORT OF PRINCIPAL AND SCHOOL IMPROVEMENT COUNCIL

The Wade Hampton community has continued to achieve, both school wide and as individuals, at the state and national levels. After winning the Panasonic National School Change award a year ago, the Generals continued to add to their accolades by being acknowledged as one of only ten schools in the country to receive the NASSP/MetLife Breakthrough Schools Award; an award associated with schools that create and sustain improvement in a high poverty area. Our report card absolute rating of Excellent was the third year in a row, and for the second time in as many years, we are above the average in every area of the Report Card Data with "Schools Like Ours." We also received, for the fourth time in as many years, the Palmetto Gold Award for Student Achievement and the Palmetto Gold Closing the Gap Award from the State Department of Education. With each distinction, our school's culture continues to grow in unity, and the appreciation is seen in the individual honors bestowed upon our faculty and students. The faculty and administration are inspiring and dedicated to the success of Wade Hampton. As they lead the students into the coming year, they offer new honors to an already impressive list of accolades. Included in this group is a finalist in the National Association of Student Councils' Advisor of the Year, the Driver Traffic Safety Education Association Teacher of the Year, as well as a finalist in the Greenville County Teacher of the Year for the second year in a row. This was a remarkable year for athletics: our coaching staff includes a NFHS State Basketball Coach of the Year, two SC Coaches Association AAA Coaches of the Year, ten Region Coaches of the Year, and a remarkable nine Region Championships and three State Runners-up. Our students, led by our award winning Student Council, continue to raise the bar for all high schools by raising over \$211,000 for charity in a single week. Our Air Force JROTC received the Distinguished Unit Award for the second year in a row, and many students earned local, state and national distinction in our fine arts programs. We had thirty-six students earn AP Scholar Awards, three students selected as Teaching Fellow Scholars, and one National Merit Winner. We increased our number of students enrolled in AP courses from 427 to 580 and administered 836 exams, up 43% from the previous year. Our senior class received scholarship offers totaling over \$12,500,000; among these were 130 Life Scholarship recipients and 21 Palmetto Fellows. While we are proud of all the distinctions presented to us, and for being recognized at the state and national levels, we are cognizant of the hard work that remains in achieving success in every area of our Generals' family.

Lance Radford, Principal  
Ward, SIC Chairman

Mike

### Abbreviations Key

N/A Not Applicable N/AV Not Available N/C Not Collected N/R Not Reported I/S Insufficient Sample TBD To be determined

NI Newly Identified CSI Continuing School Improvement CA Corrective Action RP Plan to Restructure R Restructure DELAY School Improvement Status HOLD School Improvement Status