

SC Annual School Report Card Summary

Berea High School
Greenville County School District
Grades: 9-12 **Enrollment: 1,063**
Principal: Mike Noel
Superintendent: Mr. Burke Royster
Board Chair: Mr. Roger Meek

PERFORMANCE

Comprehensive detail, including definitions of ratings, performance criteria, and explanations of status, is available on www.ed.sc.gov and www.eoc.sc.gov as well as school and school district websites. Printed versions are available from school districts upon request.

YEAR	ABSOLUTE RATING	GROWTH RATING	PALMETTO GOLD AND SILVER AWARD		ESEA/FEDERAL ACCOUNTABILITY RATING SYSTEM	
			General Performance	Closing the Gap	ESEA Grade	Accountability Indicator
2012	Good	Good	TBD	TBD	D	N/A
2011	Average	Below Average	N/A	Silver	Not Met	N/A
2010	Average	Below Average	N/A	N/A	Not Met	N/A

ABSOLUTE RATINGS OF HIGH SCHOOLS WITH STUDENTS LIKE OURS*

EXCELLENT	GOOD	AVERAGE	BELOW AVERAGE	AT-RISK
4	3	20	3	2

* Ratings are calculated with data available by 11/07/2012. Schools with Students Like Ours are High Schools with Poverty Indices of no more than 5% above or below the index for this school.

HIGH SCHOOL ASSESSMENT PROGRAM(HSAP) EXAM PASSAGE RATE(%): SECOND YEAR STUDENTS

	Our High School		High Schools with Students Like Ours	
	2011	2012	2011	2012
Passed 2 subtests (%)	73.8%	76.5%	65.9%	68.6%
Passed 1 subtest (%)	14.3%	14.8%	19.0%	17.4%
Passed no subtests (%)	11.8%	8.6%	15.1%	13.9%

HSAP PASSAGE RATE (%) BY SPRING 2012

	Our High School	High Schools with Students Like Ours
Passage Rate	89.5%	88.2%

ON-TIME GRADUATION RATE

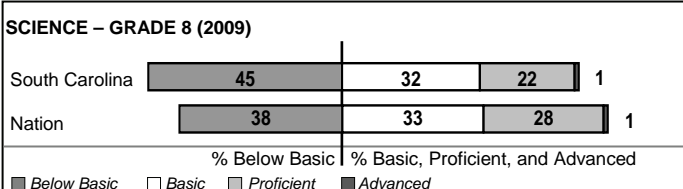

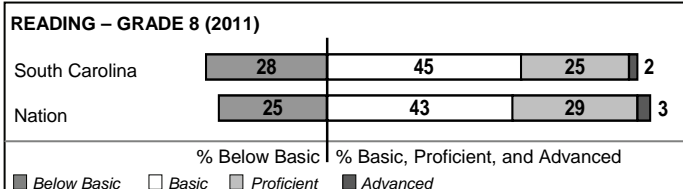
	Our High School	High Schools with Students Like Ours
Number of students	287	182
Number of Diplomas	185	130
Rate (%)	64.5%	72.2%

END OF COURSE TESTS - 2012

% of students scoring 70 or above on:	Our High School	High Schools with Students Like Ours
Algebra 1/Math for the Technologies 2	85.3	61.2
English 1	60.0	52.3
Biology 1/Applied Biology 2	72.1	63.2
US History and the Constitution	54.5	33.2
All Tests	69.3	49.5

NAEP PERFORMANCE*

* Performance reported for SC and nation, data not available at school level. Percentages at NAEP Achievement Levels.



SC PERFORMANCE VISION

By 2020 all students will graduate with the knowledge and skills necessary to compete successfully in the global economy, participate in a democratic society and contribute positively as members of families and communities.

Abbreviations Key

N/A Not Applicable N/AV Not Available N/C Not Collected N/R Not Reported I/S Insufficient Sample TBD To be determined

Berea High School [Greenville County School District]

SCHOOL PROFILE

	Our School	Change from Last Year	High Schools with Students Like Ours	Median High School
Students (n=1,063)				
Retention rate	1.4%	Down from 4.0%	4.2%	3.0%
Attendance rate	90.4%	Down from 93.6%	94.7%	95.3%
Served by gifted and talented program	N/AV	N/AV	N/AV	N/AV
With disabilities other than speech	N/AV	N/AV	N/AV	N/AV
Older than usual for grade	N/AV	N/AV	N/AV	N/AV
Out-of-school suspensions or expulsions for violent and/or criminal offenses	3.6%	Up from 1.1%	1.0%	0.9%
Enrolled in AP/IB programs	13.3%	Up from 10.6%	6.4%	13.4%
Successful on AP/IB exams	27.3%	Up from 14.9%	22.0%	50.9%
Eligible for LIFE Scholarship	31.8%	Up from 28.4%	28.8%	30.1%
Annual dropout rate	6.0%	Up from 5.7%	2.5%	2.3%
Career/technology students in co-curricular organizations	9.5%	Up from 9.0%	5.5%	2.7%
Enrollment in career/technology courses	520	Down from 530	327	395
Career/technology students attaining technical skills	82.7%	Up from 72.5%	81.6%	84.0%
Teachers (n=62)				
Teachers with advanced degrees	62.9%	Down from 65.4%	60.9%	63.2%
Continuing contract teachers	N/AV	N/AV	N/AV	N/AV
Teachers returning from previous year	83.9%	Down from 84.7%	83.2%	86.6%
Teacher attendance rate	94.9%	Down from 95.1%	94.8%	95.2%
Average teacher salary*	\$43,689	Down 0.3%	\$45,372	\$47,326
Classes not taught by highly qualified teachers	1.8%	Up from 1.4%	2.9%	3.6%
Professional development days/teacher	2.8 days	Down from 9.8 days	10.9 days	9.7 days
School				
Principal's years at school	2.0	Up from 1.0	2.0	4.0
Student-teacher ratio in core subjects	28.5 to 1	Down from 31.2 to 1	24.1 to 1	27.1 to 1
Prime instructional time	84.7%	Down from 88.4%	87.9%	89.4%
Dollars spent per pupil**	\$5,960	Down 3.5%	\$9,221	\$7,761
Percent of expenditures for teacher salaries**	56.9%	Up from 56.8%	54.5%	57.1%
Percent of expenditures for instruction**	58.5%	Down from 58.6%	58.5%	59.6%
Opportunities in the arts	Excellent	Up from Good	Good	Excellent
SACS accreditation	Yes	No Change	Yes	Yes
Parents attending conferences	80.5%	Down from 97.2%	97.0%	97.8%
Character development program	Below Average	No Change	Good	Good
ESEA composite index score	68.5	N/A	64.8	78.2

* Length of contract = 185+ days.

** Prior year audited financial data available.

REPORT OF PRINCIPAL AND SCHOOL IMPROVEMENT COUNCIL

Berea High School has been serving the needs of the Berea community for over 100 years. Our community has become one of the most diverse in Greenville County. Our current student population is reflective of this diverse community with approximately a third of each major ethnic race represented. We believe that this diversity has made us stronger and, as evidenced by our test scores, we continue to outpace ourselves each year. We have embraced our new demographics, while still remaining true to our traditional community. Our centennial year, 2011, ended with positive responses from our alumni and with renewed enthusiasm for the future. The 2011-2012 school year also continued our tradition of increasing test scores. We have again increased our End of Course exam scores for the sixth consecutive year. Over 40% of all students also qualified for our renaissance program; students must have above a 3.0 GPA and not receive any major disciplinary referrals. In addition we were recognized nationally, receiving a Bronze medal from US News and World Reports in their best high schools edition. Our boys and girls book clubs continued to grow; showing that reading is not only fun but it is cool as well. Almost 40% of our students participated in "Bad Boyz Read", or "Glam Girls" book clubs. We added a new drama program. In their first year they put on two highly entertaining and successful plays. Our nationally recognized Air Force NJROTC program again received the distinguished unit award and received the "Sword of Excellence" as the best Air Force NJROTC program in the state of South Carolina. Our athletic teams continue to show progress as well. Both boys and girls basketball teams made the playoffs, and the softball team repeated as region champion. We believe that our success will continue because our faculty has built a highly collaborative environment and they continue to put student interest before their own. Our goal is to provide a high quality education to all students and to prepare them to be successful in all aspects of their lives after high school. With the help and support of our community, we have no doubt that we can and will accomplish our mission.

Sincerely,
Georgia Sizemore, SIC Chair
Mike Noel, Principal

EVALUATION RESULTS

	Teachers	Students*	Parents*
Number of surveys returned	31	136	39
Percent satisfied with learning environment	87.1%	87.4%	81.6%
Percent satisfied with social and physical environment	100.0%	90.8%	78.9%
Percent satisfied with school-home relations	22.6%	87.0%	71.8%

*Only eleventh grade students and their parents were included. For schools without grade eleven, only the highest grade was included.

Comprehensive detail, including definitions of ratings, performance criteria, and explanations of status, is available on www.ed.sc.gov and www.eoc.sc.gov as well as school and school district websites.

Printed versions are available from school districts upon request.

Abbreviations Key

N/A Not Applicable N/AV Not Available N/C Not Collected N/R Not Reported I/S Insufficient Sample TBD To be determined

NI Newly Identified CSI Continuing School Improvement CA Corrective Action RP Plan to Restructure R Restructure DELAY School Improvement Status HOLD School Improvement Status