



SC Annual School Report Card Summary

Strom Thurmond High School
 Edgefield County
 Grades: 9-12 Enrollment: 849
 Principal: Jill W. Jett
 Superintendent: Mr. Greg Anderson
 Board Chair: Mr. Brad Covar

PERFORMANCE

Comprehensive detail, including definitions of ratings, performance criteria, and explanations of status, is available on www.ed.sc.gov and www.eoc.sc.gov as well as school and school district websites. Printed versions are available from school districts upon request.

| YEAR | ABSOLUTE RATING | GROWTH RATING | PALMETTO GOLD AND SILVER AWARD | | ESEA/FEDERAL ACCOUNTABILITY RATING SYSTEM | |
|------|-----------------|---------------|--------------------------------|-----------------|---|--------------------------|
| | | | General Performance | Closing the Gap | ESEA Grade | Accountability Indicator |
| 2012 | Average | Below Average | TBD | TBD | C | N/A |
| 2011 | Average | Below Average | N/A | Silver | Not Met | N/A |
| 2010 | Average | Good | Silver | Silver | Not Met | N/A |

ABSOLUTE RATINGS OF HIGH SCHOOLS WITH STUDENTS LIKE OURS*

| EXCELLENT | GOOD | AVERAGE | BELOW AVERAGE | AT-RISK |
|-----------|------|---------|---------------|---------|
| 12 | 15 | 13 | 0 | 3 |

* Ratings are calculated with data available by 11/07/2012. Schools with Students Like Ours are High Schools with Poverty Indices of no more than 5% above or below the index for this school.

HIGH SCHOOL ASSESSMENT PROGRAM(HSAP) EXAM PASSAGE RATE(%): SECOND YEAR STUDENTS

| | Our High School | | High Schools with Students Like Ours | |
|------------------------|-----------------|-------|--------------------------------------|-------|
| | 2011 | 2012 | 2011 | 2012 |
| Passed 2 subtests (%) | 74.3% | 75.5% | 74.3% | 76.1% |
| Passed 1 subtest (%) | 17.4% | 13.3% | 15.6% | 14.4% |
| Passed no subtests (%) | 8.3% | 11.2% | 10.7% | 11.7% |

HSAP PASSAGE RATE (%) BY SPRING 2012

| | Our High School | High Schools with Students Like Ours |
|--------------|-----------------|--------------------------------------|
| Passage Rate | 88.5% | 90.6% |

ON-TIME GRADUATION RATE




| | Our High School | High Schools with Students Like Ours |
|--------------------|-----------------|--------------------------------------|
| Number of students | 221 | 262 |
| Number of Diplomas | 163 | 181 |
| Rate (%) | 73.8% | 73.0% |

END OF COURSE TESTS - 2012

| % of students scoring 70 or above on: | Our High School | High Schools with Students Like Ours |
|---------------------------------------|-----------------|--------------------------------------|
| Algebra 1/Math for the Technologies 2 | 81.3 | 75.2 |
| English 1 | 53.7 | 65.0 |
| Biology 1/Applied Biology 2 | 78.7 | 75.2 |
| US History and the Constitution | 33.8 | 47.2 |
| All Tests | 61.2 | 65.4 |

NAEP PERFORMANCE*

* Performance reported for SC and nation, data not available at school level. Percentages at NAEP Achievement Levels.



SC PERFORMANCE VISION

By 2020 all students will graduate with the knowledge and skills necessary to compete successfully in the global economy, participate in a democratic society and contribute positively as members of families and communities.

Abbreviations Key

N/A Not Applicable N/AV Not Available N/C Not Collected N/R Not Reported I/S Insufficient Sample TBD To be determined

Strom Thurmond High School [Edgefield County]

SCHOOL PROFILE

| | Our School | Change from Last Year | High Schools with Students Like Ours | Median High School |
|--|---------------|-----------------------|--------------------------------------|--------------------|
| Students (n=849) | | | | |
| Retention rate | 5.8% | Up from 4.6% | 3.2% | 3.0% |
| Attendance rate | 94.6% | Up from 93.6% | 95.7% | 95.3% |
| Served by gifted and talented program | N/AV | N/AV | N/AV | N/AV |
| With disabilities other than speech | N/AV | N/AV | N/AV | N/AV |
| Older than usual for grade | N/AV | N/AV | N/AV | N/AV |
| Out-of-school suspensions or expulsions for violent and/or criminal offenses | 8.0% | Up from 6.1% | 0.5% | 0.9% |
| Enrolled in AP/IB programs | 19.2% | Up from 13.5% | 11.1% | 13.4% |
| Successful on AP/IB exams | 32.1% | Down from 40.9% | 43.7% | 50.9% |
| Eligible for LIFE Scholarship | 51.8% | Up from 27.9% | 30.6% | 30.1% |
| Annual dropout rate | 0.8% | Down from 4.5% | 2.6% | 2.3% |
| Career/technology students in co-curricular organizations | 0.0% | Down from 5.3% | 3.1% | 2.7% |
| Enrollment in career/technology courses | 19 | Up from 1 | 441 | 395 |
| Career/technology students attaining technical skills | 89.5% | N/A | 82.0% | 84.0% |
| Teachers (n=51) | | | | |
| Teachers with advanced degrees | 58.8% | Down from 60.4% | 60.5% | 63.2% |
| Continuing contract teachers | N/AV | N/AV | N/AV | N/AV |
| Teachers returning from previous year | 89.4% | Down from 90.1% | 87.3% | 86.6% |
| Teacher attendance rate | N/R | N/R | 95.9% | 95.2% |
| Average teacher salary* | \$45,392 | Up 4.4% | \$46,992 | \$47,326 |
| Classes not taught by highly qualified teachers | 4.9% | Up from 2.6% | 3.4% | 3.6% |
| Professional development days/teacher | 0.2 days | Down from 10.8 days | 10.9 days | 9.7 days |
| School | | | | |
| Principal's years at school | 1.0 | Down from 3.0 | 4.0 | 4.0 |
| Student-teacher ratio in core subjects | 26.7 to 1 | No Change | 27.6 to 1 | 27.1 to 1 |
| Prime instructional time | N/R | N/R | 90.2% | 89.4% |
| Dollars spent per pupil** | \$7,218 | Up 20.6% | \$7,986 | \$7,761 |
| Percent of expenditures for teacher salaries** | 54.4% | Down from 63.1% | 57.3% | 57.1% |
| Percent of expenditures for instruction** | 55.5% | Down from 64.5% | 60.1% | 59.6% |
| Opportunities in the arts | Excellent | No Change | Good | Excellent |
| SACS accreditation | Yes | No Change | Yes | Yes |
| Parents attending conferences | 100.0% | No Change | 98.7% | 97.8% |
| Character development program | Below Average | Down from Excellent | Good | Good |
| ESEA composite index score | 70.4 | N/A | 76.8 | 78.2 |

* Length of contract = 185+ days.

** Prior year audited financial data available.

EVALUATION RESULTS

| | Teachers | Students* | Parents* |
|--|----------|-----------|----------|
| Number of surveys returned | 55 | 170 | 16 |
| Percent satisfied with learning environment | 87.3% | 60.6% | 75.0% |
| Percent satisfied with social and physical environment | 89.1% | 69.8% | 73.3% |
| Percent satisfied with school-home relations | 74.5% | 77.1% | 56.3% |

*Only eleventh grade students and their parents were included. For schools without grade eleven, only the highest grade was included.

Comprehensive detail, including definitions of ratings, performance criteria, and explanations of status, is available on www.ed.sc.gov and www.eoc.sc.gov as well as school and school district websites.

Printed versions are available from school districts upon request.

REPORT OF PRINCIPAL AND SCHOOL IMPROVEMENT COUNCIL

2011-2012 has been an incredible year for Strom Thurmond High School. We received the Palmetto Silver award for achieving excellent results in closing student achievement gaps. US News and World Report recognized Strom Thurmond as one of the top high schools in the nation and honored us with a Bronze Medal for our students' performance in high-stakes testing, an area of ongoing focus for us. In addition, Strom Thurmond High School is proud to be a High Schools That Work site and a member of the Teacher Advancement Program.

Strom Thurmond High School continues to raise the level of expectations for all of our teachers and students. The implementation of a Silent-Sustained Reading block in our school day proved successful and supports our goals to increase students' scores on HSAP, EOCEP, ACT, and SAT assessments. Another goal of SSR is to infuse a love for reading into our students' lives. Our EOCEP scores showed substantial gains this year and we are refining our teaching strategies to help students show any greater future gains.

Academically, Strom Thurmond High School excelled in 2011-2012. Graduating seniors were awarded in excess of \$2,000,000 in academic scholarships. A total of 72 students were inducted into the Millennium Club for earning a 1000 or better on the verbal and math portions of the SAT or 21 or better on ACT. Seventeen students earned membership in the 1200 and Above Club. Seven students earned membership in the 1300 and Above Club and one earned membership in the 1400 Club.

The Thurmond Statesmen Institute year productively completed its second year. Students participated in the Southeastern Model United Nations Conference at Emory University in November. The Mock Trial team won the State Championship and traveled to Albuquerque, New Mexico in April to compete for the National Championship. Three students graduated with TSI completer credentials and the first TSI Scholarship was awarded to one of the three.

The Fine Arts and NJROTC Departments also continued to excel in 2011-2012. The fall production of our drama department, Footloose, was successful, as was the spring production of Caught in the Act. The Strom Thurmond High School Band Program has been recognized by the South Carolina Band Directors Association with the OPA (Outstanding Performance Award), the highest award given to a band program in South Carolina. This award is a culmination of the achievements in the SCBDA State events which include State Marching Band Contest, Region and All-State Auditions, State Concert Festival and State Solo and Ensemble Contest. This is the 3rd time in school history to win this award, the previous being 1974 and 1977. The NJROTC rifle, drill, and sports teams won numerous regional and district competitions and participated in multiple community service projects.

2011-2012 was another successful year for Strom Thurmond athletic teams. Our Rebel Football team won the Region Championship for the fourth consecutive year and advanced to the semi-final State Championship game. Our girls' volleyball, basketball, and soccer teams, and boys' basketball and soccer teams advanced to the regional play-offs. The Rebel Baseball team won the District Championship for the first time in 18 years and advanced to the semi-final game of the Upper State Championship. Six members of our Rebel Track team advanced to the State Competition. One of our Rebel Golf Team members was chosen to represent the United States in the Junior Solheim Cup in Ireland and also won her third

Abbreviations Key

N/A Not Applicable N/AV Not Available N/C Not Collected N/R Not Reported I/S Insufficient Sample TBD To be determined
NI Newly Identified CSI Continuing School Improvement CA Corrective Action RP Plan to Restructure R Restructure DELAY School Improvement Status HOLD School Improvement Status