

SC Annual School Report Card Summary

Ashley Ridge High School
Dorchester School District Two
Grades: 9-12 **Enrollment: 1,929**
Principal: Karen Radcliffe
Superintendent: Joseph R. Pye
Board Chair: Frances Townsend

PERFORMANCE

Comprehensive detail, including definitions of ratings, performance criteria, and explanations of status, is available on www.ed.sc.gov and www.eoc.sc.gov as well as school and school district websites. Printed versions are available from school districts upon request.

YEAR	ABSOLUTE RATING	GROWTH RATING	PALMETTO GOLD AND SILVER AWARD		ESEA/FEDERAL ACCOUNTABILITY RATING SYSTEM	
			General Performance	Closing the Gap	ESEA Grade	Accountability Indicator
2012	Excellent	Excellent	TBD	TBD	A	N/A
2011	Excellent	N/A	N/A	N/A	Not Met	N/A
2010	N/A	N/A	N/A	N/A	Not Met	N/A

ABSOLUTE RATINGS OF HIGH SCHOOLS WITH STUDENTS LIKE OURS*

EXCELLENT	GOOD	AVERAGE	BELOW AVERAGE	AT-RISK
15	5	0	0	0

* Ratings are calculated with data available by 11/07/2012. Schools with Students Like Ours are High Schools with Poverty Indices of no more than 5% above or below the index for this school.

HIGH SCHOOL ASSESSMENT PROGRAM(HSAP) EXAM PASSAGE RATE(%): SECOND YEAR STUDENTS

	Our High School		High Schools with Students Like Ours	
	2011	2012	2011	2012
Passed 2 subtests (%)	91.2%	93.3%	86.7%	85.9%
Passed 1 subtest (%)	4.7%	3.2%	8.6%	8.9%
Passed no subtests (%)	4.1%	3.4%	5.5%	5.2%

HSAP PASSAGE RATE (%) BY SPRING 2012

	Our High School	High Schools with Students Like Ours
Passage Rate	94.7%	94.3%

ON-TIME GRADUATION RATE

	Our High School	High Schools with Students Like Ours
Number of students	450	374
Number of Diplomas	367	298
Rate (%)	81.6%	79.7%


END OF COURSE TESTS - 2012

% of students scoring 70 or above on:	Our High School	High Schools with Students Like Ours
Algebra 1/Math for the Technologies 2	92.6	82.0
English 1	81.2	71.1
Biology 1/Applied Biology 2	95.3	82.6
US History and the Constitution	73.2	60.5
All Tests	86.2	75.3


NAEP PERFORMANCE*

* Performance reported for SC and nation, data not available at school level. Percentages at NAEP Achievement Levels.


READING – GRADE 8 (2011)



MATH – GRADE 8 (2011)



SCIENCE – GRADE 8 (2009)



SC PERFORMANCE VISION

By 2020 all students will graduate with the knowledge and skills necessary to compete successfully in the global economy, participate in a democratic society and contribute positively as members of families and communities.

Abbreviations Key

N/A Not Applicable N/AV Not Available N/C Not Collected N/R Not Reported I/S Insufficient Sample TBD To be determined

Ashley Ridge High School [Dorchester School District

SCHOOL PROFILE

	Our School	Change from Last Year	High Schools with Students Like Ours	Median High School
Students (n=1,929)				
Retention rate	1.3%	Down from 1.4%	2.2%	3.0%
Attendance rate	96.1%	Up from 94.8%	95.4%	95.3%
Served by gifted and talented program	N/AV	N/AV	N/AV	N/AV
With disabilities other than speech	N/AV	N/AV	N/AV	N/AV
Older than usual for grade	N/AV	N/AV	N/AV	N/AV
Out-of-school suspensions or expulsions for violent and/or criminal offenses	0.5%	Down from 7.1%	0.9%	0.9%
Enrolled in AP/IB programs	14.8%	Down from 22.7%	24.4%	13.4%
Successful on AP/IB exams	66.9%	Up from 61.4%	56.3%	50.9%
Eligible for LIFE Scholarship	51.6%	Up from 42.4%	35.7%	30.1%
Annual dropout rate	1.3%	Down from 1.7%	2.3%	2.3%
Career/technology students in co-curricular organizations	4.3%	Up from 1.5%	4.3%	2.7%
Enrollment in career/technology courses	956	Up from 774	733	395
Career/technology students attaining technical skills	80.3%	Down from 84.5%	85.0%	84.0%
Teachers (n=100)				
Teachers with advanced degrees	50.0%	Down from 54.5%	66.7%	63.2%
Continuing contract teachers	N/AV	N/AV	N/AV	N/AV
Teachers returning from previous year	89.4%	N/A	90.0%	86.6%
Teacher attendance rate	94.0%	Down from 95.2%	95.3%	95.2%
Average teacher salary*	\$45,550	Down 0.9%	\$48,753	\$47,326
Classes not taught by highly qualified teachers	1.4%	Up from 0.0%	2.7%	3.6%
Professional development days/teacher	7.8 days	Down from 8.9 days	8.3 days	9.7 days
School				
Principal's years at school	4.0	Up from 3.0	5.0	4.0
Student-teacher ratio in core subjects	29.9 to 1	Down from 33.7 to 1	29.4 to 1	27.1 to 1
Prime instructional time	89.2%	Up from 89.1%	89.2%	89.4%
Dollars spent per pupil**	\$6,048	Down 21.7%	\$6,746	\$7,761
Percent of expenditures for teacher salaries**	58.1%	Up from 51.8%	59.8%	57.1%
Percent of expenditures for instruction**	59.1%	Up from 52.5%	61.6%	59.6%
Opportunities in the arts	Excellent	No Change	Excellent	Excellent
SACS accreditation	Yes	No Change	Yes	Yes
Parents attending conferences	100.0%	Up from 98.0%	96.7%	97.8%
Character development program	Average	No Change	Good	Good
ESEA composite index score	92.0	N/A	85.7	78.2

* Length of contract = 185+ days.

** Prior year audited financial data available.

EVALUATION RESULTS

	Teachers	Students*	Parents*
Number of surveys returned	104	342	73
Percent satisfied with learning environment	94.2%	84.4%	88.7%
Percent satisfied with social and physical environment	99.0%	89.1%	88.9%
Percent satisfied with school-home relations	96.2%	88.6%	84.9%

*Only eleventh grade students and their parents were included. For schools without grade eleven, only the highest grade was included.

REPORT OF PRINCIPAL AND SCHOOL IMPROVEMENT COUNCIL

Ashley Ridge High School is committed to providing educational opportunities in a safe, supportive environment which fosters pride, inspires excellence, promotes respect, and builds strong relationships. Quite simply, we are AR! Within the four short years that Ashley Ridge has been open, our students have already made an impact within our community. We awarded 375 diplomas to the very first class of students to complete all four years of high school as Swamp Foxes. Our seniors earned over 6.9 million dollars in scholarship money. We had 23 Palmetto Fellows, 14 South Carolina Academic Achievement Honors Awards recipients, 53 Honor Graduates, 196 seniors qualified for the Life Scholarship, and one senior had perfect attendance for twelve straight years. Our Swamp Fox family recognizes our responsibility to prepare our students for life-long success.

The Swamp Foxes continue to celebrate our many honors and successes. Our sports turf team earned the National Softball Field of the Year honor. The AFROTC program was named a Distinguished Unit for the fourth straight year. In addition, our Swamp Fresh Garden earned the USDA Good Agricultural Practices and Good Handling Practices distinction. In fine arts, the winter color guard earned a state championship for a second time and the winter percussion ensemble placed second in the state championship. The Swamp Fox Band earned their third SCBDA "Outstanding Performance" Award. Ashley Ridge fielded nineteen athletic teams and seventeen out of the nineteen teams competed in the post season. The Swamp Foxes earned four region titles: boys' swimming, girls' swimming, football, and baseball. The Swamp Fox Baseball Team captured the school's first athletic state championship.

At Ashley Ridge High School, we remain committed to producing good citizens who are good stewards within our community. Our students, clubs, and student government continue to donate hundreds of hours of time and thousands of dollars in contributions to charitable organizations. The Swamp Foxes joined the national Jefferson Awards for Public Service Students in Action program this year. In our first year, we earned a Gold Award for our level of commitment to community service. Our students won the Low Country Food Drive for the second straight year, collecting over 14,000 pounds of food to support our community. At our Fourth Annual Swamp Fest, students hosted over 200 special needs students who joined us for a morning of interactive games, food, music and camaraderie. Our Swamp Foxes came away from the experience as more knowledgeable and stronger advocates for fellow students facing special challenges.

We realize that with successes come challenges. We will continue to focus on making data-driven decisions based upon the needs of our students. Teachers and administrators will utilize data from benchmark testing to track our students' progress. The graduation rate will continue to be a focal point for our school-wide planning. We will continue to stress rigor, relevance and relationships. At Ashley Ridge we know that relationships are the cornerstone to our success. Our accomplishments and community involvement thus far have shown that achievement as well as developing long-lasting, valuable relationships is a priority at Ashley Ridge. There is no place like Ashley Ridge. We are....AR!

Karen Radcliffe, Principal
Didi Link, SIC

Comprehensive detail, including definitions of ratings, performance criteria, and explanations of status, is available on www.ed.sc.gov and www.eoc.sc.gov as well as school and school district websites.

Printed versions are available from school districts upon request.

Abbreviations Key

N/A Not Applicable N/AV Not Available N/C Not Collected N/R Not Reported I/S Insufficient Sample TBD To be determined
NI Newly Identified CSI Continuing School Improvement CA Corrective Action RP Plan to Restructure R Restructure DELAY School Improvement Status HOLD School Improvement Status