

# SC Annual School Report Card Summary

Fort Dorchester High School  
Dorchester School District Two  
Grades: 9-12 Enrollment: 2,088  
Principal: Berkeley J. Postell  
Superintendent: Joseph R. Pye  
Board Chair: Frances Townsend

## PERFORMANCE

Comprehensive detail, including definitions of ratings, performance criteria, and explanations of status, is available on [www.ed.sc.gov](http://www.ed.sc.gov) and [www.eoc.sc.gov](http://www.eoc.sc.gov) as well as school and school district websites. Printed versions are available from school districts upon request.

YEAR	ABSOLUTE RATING	GROWTH RATING	PALMETTO GOLD AND SILVER AWARD		ESEA/FEDERAL ACCOUNTABILITY RATING SYSTEM	
			General Performance	Closing the Gap	ESEA Grade	Accountability Indicator
2012	Excellent	Excellent	TBD	TBD	B	N/A
2011	Good	Below Average	N/A	N/A	Not Met	N/A
2010	Good	Below Average	N/A	N/A	Not Met	N/A

## ABSOLUTE RATINGS OF HIGH SCHOOLS WITH STUDENTS LIKE OURS\*

EXCELLENT	GOOD	AVERAGE	BELOW AVERAGE	AT-RISK
15	3	0	0	0

\* Ratings are calculated with data available by 11/07/2012. Schools with Students Like Ours are High Schools with Poverty Indices of no more than 5% above or below the index for this school.

## HIGH SCHOOL ASSESSMENT PROGRAM(HSAP) EXAM PASSAGE RATE(%): SECOND YEAR STUDENTS

	Our High School		High Schools with Students Like Ours	
	2011	2012	2011	2012
Passed 2 subtests (%)	78.9%	84.4%	84.6%	86.8%
Passed 1 subtest (%)	15.0%	8.9%	9.7%	8.6%
Passed no subtests (%)	6.1%	6.8%	6.4%	4.7%

## HSAP PASSAGE RATE (%) BY SPRING 2012

	Our High School	High Schools with Students Like Ours
Passage Rate	95.1%	94.9%

## ON-TIME GRADUATION RATE

	Our High School	High Schools with Students Like Ours
Number of students	552	367
Number of Diplomas	434	296
Rate (%)	78.6%	80.6%


## END OF COURSE TESTS - 2012

% of students scoring 70 or above on:	Our High School	High Schools with Students Like Ours
Algebra 1/Math for the Technologies 2	82.8	82.6
English 1	75.9	71.6
Biology 1/Applied Biology 2	81.8	84.1
US History and the Constitution	61.4	61.1
All Tests	75.3	76.2


## NAEP PERFORMANCE\*

\* Performance reported for SC and nation, data not available at school level. Percentages at NAEP Achievement Levels.


### READING - GRADE 8 (2011)



### MATH - GRADE 8 (2011)



### SCIENCE - GRADE 8 (2009)



## SC PERFORMANCE VISION

*By 2020 all students will graduate with the knowledge and skills necessary to compete successfully in the global economy, participate in a democratic society and contribute positively as members of families and communities.*

### Abbreviations Key

N/A Not Applicable N/AV Not Available N/C Not Collected N/R Not Reported I/S Insufficient Sample TBD To be determined

# Fort Dorchester High School [Dorchester School District Two]

## SCHOOL PROFILE

	Our School	Change from Last Year	High Schools with Students Like Ours	Median High School
<b>Students (n=2,088)</b>				
Retention rate	2.0%	No Change	2.5%	3.0%
Attendance rate	95.3%	Up from 92.5%	95.3%	95.3%
Served by gifted and talented program	N/AV	N/AV	N/AV	N/AV
With disabilities other than speech	N/AV	N/AV	N/AV	N/AV
Older than usual for grade	N/AV	N/AV	N/AV	N/AV
Out-of-school suspensions or expulsions for violent and/or criminal offenses	0.8%	Down from 6.6%	0.8%	0.9%
Enrolled in AP/IB programs	33.7%	Up from 29.6%	28.5%	13.4%
Successful on AP/IB exams	50.7%	Down from 63.2%	59.8%	50.9%
Eligible for LIFE Scholarship	35.7%	Up from 30.4%	35.7%	30.1%
Annual dropout rate	4.4%	Up from 2.2%	2.3%	2.3%
Career/technology students in co-curricular organizations	1.6%	Down from 1.7%	2.4%	2.7%
Enrollment in career/technology courses	889	Down from 926	733	395
Career/technology students attaining technical skills	78.0%	Up from 74.4%	85.4%	84.0%
<b>Teachers (n=110)</b>				
Teachers with advanced degrees	52.7%	Down from 54.5%	66.7%	63.2%
Continuing contract teachers	N/AV	N/AV	N/AV	N/AV
Teachers returning from previous year	86.4%	Up from 83.4%	89.5%	86.6%
Teacher attendance rate	93.6%	Down from 94.5%	95.2%	95.2%
Average teacher salary*	\$45,160	Down 3.4%	\$48,385	\$47,326
Classes not taught by highly qualified teachers	0.0%	Down from 0.2%	2.0%	3.6%
Professional development days/teacher	6.5 days	Down from 18.0 days	8.3 days	9.7 days
<b>School</b>				
Principal's years at school	2.0	Up from 1.0	5.0	4.0
Student-teacher ratio in core subjects	29.7 to 1	Down from 34.1 to 1	29.3 to 1	27.1 to 1
Prime instructional time	88.1%	Up from 86.4%	89.2%	89.4%
Dollars spent per pupil**	\$6,023	Down 3.7%	\$6,746	\$7,761
Percent of expenditures for teacher salaries**	58.0%	Up from 57.4%	59.8%	57.1%
Percent of expenditures for instruction**	59.4%	Up from 58.9%	61.6%	59.6%
Opportunities in the arts	Excellent	No Change	Excellent	Excellent
SACS accreditation	Yes	No Change	Yes	Yes
Parents attending conferences	87.9%	Up from 84.2%	97.7%	97.8%
Character development program	Good	No Change	Good	Good
ESEA composite index score	80.4	N/A	87.0	78.2

\* Length of contract = 185+ days.

\*\* Prior year audited financial data available.

## EVALUATION RESULTS

	Teachers	Students*	Parents*
Number of surveys returned	84	380	27
Percent satisfied with learning environment	94.0%	61.5%	80.0%
Percent satisfied with social and physical environment	95.2%	72.8%	70.4%
Percent satisfied with school-home relations	82.1%	76.6%	73.1%

\*Only eleventh grade students and their parents were included. For schools without grade eleven, only the highest grade was included.

## REPORT OF PRINCIPAL AND SCHOOL IMPROVEMENT COUNCIL

Fort Dorchester High School is a large comprehensive high school located in North Charleston, SC. One of our biggest changes this school year was the opening of an addition to the building of over 18,000 square feet. The addition provided students additional seating and serving areas in the cafeteria and 8 new classrooms, including a fully functional Black Box Theater and a dance room. We continued our focus on the 10 Key Practices of High Schools That Work, while also developing our existing career academies such as our Culinary Arts Academy. The freshman academy proved successful in giving 9th grade students the academic and behavioral supports necessary for a successful start to high school. We saw a 50% reduction in disciplinary incidents and a 25% reduction in course failures for 9th graders.

Students earned many accolades this school year. Our Hockey, Robotics and FBLA teams all earned spots in their respective national competitions. We had many teams win state and regional titles. Students gave back to the community by donating blood to the American Red Cross, raising money for the USO, the Make a Wish Foundation, and the Trident United Way. The students also helped build a house for Habitat for Humanity.

We continued this school year with a focus on increasing our overall 4-year graduation rate. One exciting and successful program that grew this year was the FDHS Evening School Program. Students completed 87 courses through evening school and 7 students graduated. The Higher Learning Academy, a grant-funded program, reached out to students who were at risk for failure. This innovative program brought students together to improve study skills and interviewing skills, and it helped tutor 487 students from January through May of 2012.

The 18th graduating class of Fort Dorchester High School included 445 students. Of the graduates, 43 earned the International Baccalaureate Diploma, more than any other graduating class. We had 23 Palmetto Fellows, 154 Life Scholarship Recipients, 9 South Carolina Academic Achievement Honors awardees, 7 Distinguished Honor Graduates and 34 Honor Graduates.

The faculty and staff of Fort Dorchester High School are prepared for the next level of academic excellence, and are looking forward to implementation of several initiatives that will help us to "prepare all students to reach their maximum potential in our rapidly changing and increasingly complex world." We will be refining our program of Response to Intervention and Differentiated Instruction. We are very excited about the coming implementation of Common Core State Standards as well.

In the year to come, our students will continue to excel in academics, athletics, and in giving back to the community. The faculty and staff will continue to demand excellence of each other and of the students who attend "The Fort." Bert Postell, Principal  
Tiffany Woods, SIC Chair

Comprehensive detail, including definitions of ratings, performance criteria, and explanations of status, is available on [www.ed.sc.gov](http://www.ed.sc.gov) and [www.eoc.sc.gov](http://www.eoc.sc.gov) as well as school and school district websites.

Printed versions are available from school districts upon request.

### Abbreviations Key

N/A Not Applicable N/AV Not Available N/C Not Collected N/R Not Reported I/S Insufficient Sample TBD To be determined

NI Newly Identified CSI Continuing School Improvement CA Corrective Action RP Plan to Restructure R Restructure DELAY School Improvement Status HOLD School Improvement Status