

SC Annual School Report Card Summary

Summerville High School
Dorchester School District Two
Grades: 9-12 Enrollment: 2,800
Principal: Kenny Farrell
Superintendent: Joseph R. Pye
Board Chair: Frances Townsend

PERFORMANCE

Comprehensive detail, including definitions of ratings, performance criteria, and explanations of status, is available on www.ed.sc.gov and www.eoc.sc.gov as well as school and school district websites. Printed versions are available from school districts upon request.

YEAR	ABSOLUTE RATING	GROWTH RATING	PALMETTO GOLD AND SILVER AWARD		ESEA/FEDERAL ACCOUNTABILITY RATING SYSTEM	
			General Performance	Closing the Gap	ESEA Grade	Accountability Indicator
2012	Excellent	Excellent	TBD	TBD	C	N/A
2011	Excellent	Average	Gold	N/A	Not Met	N/A
2010	Good	Below Average	N/A	N/A	Not Met	N/A

ABSOLUTE RATINGS OF HIGH SCHOOLS WITH STUDENTS LIKE OURS*

EXCELLENT	GOOD	AVERAGE	BELOW AVERAGE	AT-RISK
24	7	1	0	0

* Ratings are calculated with data available by 11/07/2012. Schools with Students Like Ours are High Schools with Poverty Indices of no more than 5% above or below the index for this school.

HIGH SCHOOL ASSESSMENT PROGRAM(HSAP) EXAM PASSAGE RATE(%): SECOND YEAR STUDENTS

	Our High School		High Schools with Students Like Ours	
	2011	2012	2011	2012
Passed 2 subtests (%)	85.1%	84.6%	83.5%	84.6%
Passed 1 subtest (%)	8.3%	9.1%	9.9%	9.7%
Passed no subtests (%)	6.6%	6.4%	7.1%	6.4%

HSAP PASSAGE RATE (%) BY SPRING 2012

	Our High School	High Schools with Students Like Ours
Passage Rate	92.6%	94.2%

ON-TIME GRADUATION RATE

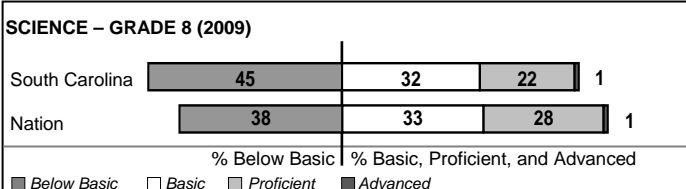


	Our High School	High Schools with Students Like Ours
Number of students	698	354
Number of Diplomas	503	280
Rate (%)	72.1%	79.0%

END OF COURSE TESTS - 2012

% of students scoring 70 or above on:	Our High School	High Schools with Students Like Ours
Algebra 1/Math for the Technologies 2	84.0	81.2
English 1	76.0	74.9
Biology 1/Applied Biology 2	82.7	80.5
US History and the Constitution	67.0	56.7
All Tests	77.4	72.8

NAEP PERFORMANCE*

* Performance reported for SC and nation, data not available at school level. Percentages at NAEP Achievement Levels.



SC PERFORMANCE VISION

By 2020 all students will graduate with the knowledge and skills necessary to compete successfully in the global economy, participate in a democratic society and contribute positively as members of families and communities.

Abbreviations Key

N/A Not Applicable N/AV Not Available N/C Not Collected N/R Not Reported I/S Insufficient Sample TBD To be determined

Summerville High School [Dorchester School District

SCHOOL PROFILE

	Our School	Change from Last Year	High Schools with Students Like Ours	Median High School
Students (n=2,800)				
Retention rate	3.0%	Up from 2.4%	2.5%	3.0%
Attendance rate	94.0%	Up from 93.5%	95.4%	95.3%
Served by gifted and talented program	N/AV	N/AV	N/AV	N/AV
With disabilities other than speech	N/AV	N/AV	N/AV	N/AV
Older than usual for grade	N/AV	N/AV	N/AV	N/AV
Out-of-school suspensions or expulsions for violent and/or criminal offenses	1.6%	Up from 0.8%	1.2%	0.9%
Enrolled in AP/IB programs	27.8%	Up from 24.3%	19.5%	13.4%
Successful on AP/IB exams	54.2%	Down from 56.4%	54.0%	50.9%
Eligible for LIFE Scholarship	38.2%	Up from 34.3%	36.6%	30.1%
Annual dropout rate	3.3%	Down from 3.9%	2.5%	2.3%
Career/technology students in co-curricular organizations	0.0%	No Change	1.5%	2.7%
Enrollment in career/technology courses	1214	Down from 1300	669	395
Career/technology students attaining technical skills	72.8%	Up from 0.0%	85.0%	84.0%
Teachers (n=139)				
Teachers with advanced degrees	63.3%	Up from 61.7%	66.3%	63.2%
Continuing contract teachers	N/AV	N/AV	N/AV	N/AV
Teachers returning from previous year	85.6%	Up from 81.8%	89.6%	86.6%
Teacher attendance rate	93.4%	Down from 93.5%	95.8%	95.2%
Average teacher salary*	\$47,990	Up 0.9%	\$48,793	\$47,326
Classes not taught by highly qualified teachers	0.0%	Down from 5.0%	1.6%	3.6%
Professional development days/teacher	9.1 days	Down from 17.1 days	9.7 days	9.7 days
School				
Principal's years at school	1.0	Down from 4.0	6.0	4.0
Student-teacher ratio in core subjects	31.2 to 1	Down from 32.9 to 1	29.4 to 1	27.1 to 1
Prime instructional time	87.1%	Up from 86.1%	89.3%	89.4%
Dollars spent per pupil**	\$5,852	Down 3.5%	\$7,157	\$7,761
Percent of expenditures for teacher salaries**	60.0%	Down from 61.3%	58.5%	57.1%
Percent of expenditures for instruction**	62.2%	Down from 62.7%	60.2%	59.6%
Opportunities in the arts	Excellent	No Change	Excellent	Excellent
SACS accreditation	Yes	No Change	Yes	Yes
Parents attending conferences	92.8%	Down from 100.0%	98.0%	97.8%
Character development program	Good	Down from Excellent	Good	Good
ESEA composite index score	75.8	N/A	80.3	78.2

* Length of contract = 185+ days.

** Prior year audited financial data available.

EVALUATION RESULTS

	Teachers	Students*	Parents*
Number of surveys returned	152	458	170
Percent satisfied with learning environment	85.5%	68.4%	77.1%
Percent satisfied with social and physical environment	94.1%	72.8%	66.3%
Percent satisfied with school-home relations	86.8%	81.7%	68.5%

*Only eleventh grade students and their parents were included. For schools without grade eleven, only the highest grade was included.

Comprehensive detail, including definitions of ratings, performance criteria, and explanations of status, is available on www.ed.sc.gov and www.eoc.sc.gov as well as school and school district websites.

Printed versions are available from school districts upon request.

REPORT OF PRINCIPAL AND SCHOOL IMPROVEMENT COUNCIL

It's an exciting time to be a Summerville Green Wave. Summerville High School was recognized by the South Carolina State Department of Education as a Palmetto Gold Award winner, with an overall rating of "Excellent." At SHS, we continue to adapt our academic, artistic, and athletic programs to meet the needs of the 21st century student. In conjunction with district and state expectations, our time and resources are being spent on maintaining our high levels of achievement on HSAP and End of Course testing, and on increasing our 4-year graduation rate. With the support of our superintendent and school board, Summerville High School was able to dedicate an assistant principal position to work exclusively with the goal of moving all students toward a timely graduation. This role functions to identify at-risk students and to create educational opportunities that meet their individual needs. One of the biggest successes of the year came from our senior mentoring program that paired teacher volunteers with a senior student who was at risk for not graduating. The mentors met almost daily with their seniors to follow up on assignments and to monitor grades and attendance. Furthermore, our English and math departments continued to pull all resources together to equip students with the skills necessary to be successful on the HSAP, our state's high school exit exam. With a specific focus to identify students who may not have the requisite skills to be successful, staff designed specific programs of study for them.

In addition to our overall academic success, Summerville High School students continued to thrive in other areas. The NJROTC was recognized as runner-up for the most outstanding unit in South Carolina. In the state PLTW competition, the Introduction to Engineering Design team took top honors, and our Digital Engineering team placed third. The SHS Model UN team was honored as Best All Around Delegation at the state competition. The Habitat for Humanity Club was recognized by the Dorchester County Chapter of Habitat for Humanity for its year-long fundraising efforts. Led by the efforts of the SHS Student Council, Summerville High was the only school to make the "Top 10" donor list of the Low Country Red Cross. The SHS PTSA was recognized as the outstanding PTSA unit in the state for the third straight year.

As we look to the 2012-2013 school year, Summerville High School will focus on creating a school-wide environment where students are free to learn and to succeed with the support of all adults on campus. In keeping with this goal, our administrative team will focus on supporting the school-wide vision of preparing all students to benefit from the post-secondary opportunities that await them, as well as a life of productive citizenship in this great country.

Burdette Chapel, Principal
Walker, SIC Chairperson

Kelly

Abbreviations Key

N/A Not Applicable N/AV Not Available N/C Not Collected N/R Not Reported I/S Insufficient Sample TBD To be determined
NI Newly Identified CSI Continuing School Improvement CA Corrective Action RP Plan to Restructure R Restructure DELAY School Improvement Status HOLD School Improvement Status