

SC Annual School Report Card Summary

Lake View High School
 Dillon School District Four
 Grades: 8-12 Enrollment: 285
 Principal: Mr. Edison Arnette
 Superintendent: D. Ray Rogers
 Board Chair: Fitzgerald Lytch

PERFORMANCE

Comprehensive detail, including definitions of ratings, performance criteria, and explanations of status, is available on www.ed.sc.gov and www.eoc.sc.gov as well as school and school district websites. Printed versions are available from school districts upon request.

YEAR	ABSOLUTE RATING	GROWTH RATING	PALMETTO GOLD AND SILVER AWARD		ESEA/FEDERAL ACCOUNTABILITY RATING SYSTEM	
			General Performance	Closing the Gap	ESEA Grade	Accountability Indicator
2012	Average	Average	TBD	TBD	F	N/A
2011	Average	At-Risk	N/A	N/A	Not Met	N/A
2010	Average	At-Risk	N/A	N/A	N/A	N/A

ABSOLUTE RATINGS OF HIGH SCHOOLS WITH STUDENTS LIKE OURS*

EXCELLENT	GOOD	AVERAGE	BELOW AVERAGE	AT-RISK
4	2	19	1	1

* Ratings are calculated with data available by 11/07/2012. Schools with Students Like Ours are High Schools with Poverty Indices of no more than 5% above or below the index for this school.

HIGH SCHOOL ASSESSMENT PROGRAM(HSAP) EXAM PASSAGE RATE(%): SECOND YEAR STUDENTS

	Our High School		High Schools with Students Like Ours	
	2011	2012	2011	2012
Passed 2 subtests (%)	59.4%	75.0%	69.5%	69.9%
Passed 1 subtest (%)	23.4%	12.5%	18.1%	16.6%
Passed no subtests (%)	17.2%	12.5%	12.3%	13.5%

HSAP PASSAGE RATE (%) BY SPRING 2012

	Our High School	High Schools with Students Like Ours
Passage Rate	93.2%	89.1%

ON-TIME GRADUATION RATE

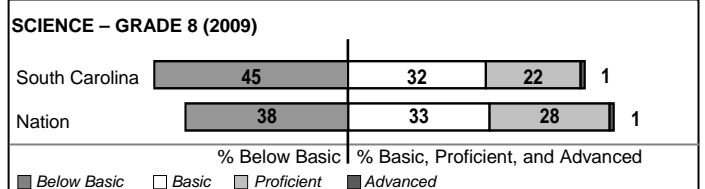


	Our High School	High Schools with Students Like Ours
Number of students	53	182
Number of Diplomas	42	134
Rate (%)	79.2%	73.3%

END OF COURSE TESTS - 2012

% of students scoring 70 or above on:	Our High School	High Schools with Students Like Ours
Algebra 1/Math for the Technologies 2	72.7	62.2
English 1	55.6	53.9
Biology 1/Applied Biology 2	64.6	65.2
US History and the Constitution	35.1	34.8
All Tests	57.3	50.5

NAEP PERFORMANCE*

* Performance reported for SC and nation, data not available at school level. Percentages at NAEP Achievement Levels.



SC PERFORMANCE VISION

By 2020 all students will graduate with the knowledge and skills necessary to compete successfully in the global economy, participate in a democratic society and contribute positively as members of families and communities.

Abbreviations Key

N/A Not Applicable N/AV Not Available N/C Not Collected N/R Not Reported I/S Insufficient Sample TBD To be determined

Lake View High School [Dillon School District Four]

SCHOOL PROFILE

	Our School	Change from Last Year	High Schools with Students Like Ours	Median High School
Students (n=285)				
Retention rate	1.8%	N/A	4.1%	3.0%
Attendance rate	94.5%	N/A	94.6%	95.3%
Served by gifted and talented program	N/AV	N/AV	N/AV	N/AV
With disabilities other than speech	N/AV	N/AV	N/AV	N/AV
Older than usual for grade	N/AV	N/AV	N/AV	N/AV
Out-of-school suspensions or expulsions for violent and/or criminal offenses	0.0%	N/R	1.1%	0.9%
Enrolled in AP/IB programs	0.0%	N/R	6.6%	13.4%
Successful on AP/IB exams	N/A	N/A	22.0%	50.9%
Eligible for LIFE Scholarship	27.9%	N/R	28.6%	30.1%
Annual dropout rate	0.9%	N/A	2.5%	2.3%
Career/technology students in co-curricular organizations	17.5%	N/A	5.3%	2.7%
Enrollment in career/technology courses	145	N/A	359	395
Career/technology students attaining technical skills	97.2%	N/A	81.8%	84.0%
Teachers (n=18)				
Teachers with advanced degrees	61.1%	N/A	61.2%	63.2%
Continuing contract teachers	N/AV	N/AV	N/AV	N/AV
Teachers returning from previous year	82.7%	N/A	83.0%	86.6%
Teacher attendance rate	95.1%	N/R	94.7%	95.2%
Average teacher salary*	\$46,926	I/S	\$46,863	\$47,326
Classes not taught by highly qualified teachers	14.7%	N/A	3.1%	3.6%
Professional development days/teacher	17.6 days	N/R	11.3 days	9.7 days
School				
Principal's years at school	21.0	N/R	3.0	4.0
Student-teacher ratio in core subjects	28.2 to 1	N/R	23.9 to 1	27.1 to 1
Prime instructional time	88.3%	N/R	87.5%	89.4%
Dollars spent per pupil**	\$8,780	N/A	\$9,197	\$7,761
Percent of expenditures for teacher salaries**	50.6%	N/A	54.3%	57.1%
Percent of expenditures for instruction**	53.3%	N/A	58.2%	59.6%
Opportunities in the arts	Poor	N/R	Excellent	Excellent
SACS accreditation	No	N/R	Yes	Yes
Parents attending conferences	100.0%	N/R	97.3%	97.8%
Character development program	Average	N/R	Good	Good
ESEA composite index score	57.0	N/A	68.3	78.2

* Length of contract = 185+ days.

** Prior year audited financial data available.

EVALUATION RESULTS

	Teachers	Students*	Parents*
Number of surveys returned	24	57	22
Percent satisfied with learning environment	91.7%	61.4%	72.7%
Percent satisfied with social and physical environment	95.8%	78.9%	68.2%
Percent satisfied with school-home relations	79.2%	75.4%	68.2%

*Only eleventh grade students and their parents were included. For schools without grade eleven, only the highest grade was included.

Comprehensive detail, including definitions of ratings, performance criteria, and explanations of status, is available on www.ed.sc.gov and www.eoc.sc.gov as well as school and school district websites.

Printed versions are available from school districts upon request.

Abbreviations Key

N/A Not Applicable N/AV Not Available N/C Not Collected N/R Not Reported I/S Insufficient Sample TBD To be determined

NI Newly Identified CSI Continuing School Improvement CA Corrective Action RP Plan to Restructure R Restructure DELAY School Improvement Status HOLD School Improvement Status

REPORT OF PRINCIPAL AND SCHOOL IMPROVEMENT COUNCIL

It is the mission of Lake View High School to develop life-long learners and responsible, productive members of society by providing academic, social, and emotional skills through cooperation of school and community. With this mission as the center piece, LVHS is proud to present to parents, teachers, students, and community members the 2012 LVHS South Carolina School Report Card.

Lake View High School has academically and athletically talented students in grades 8th through 12th. In the summer of 2011 Lake View Schools joined Dillon Schools to form Dillon School District #4. With this merger the goals of Dillon County continued with Student Academic Success the major concern. This included more resources for all schools beginning with updating and building new facilities. The renovations for the new Lake View Middle School wing and media center will be complete in August of 2012. This new addition will accommodate grades 6th, 7th, and 8th grade students (the true middle school concept). The new media center will provide innovative forms of technology, academic enrichment and current resources for both the middle and high school students. When the school doors open in August 2012 Lake View High School will be a school within a school accommodating grades 6th through 12th.

The faculty and staff are committed to build rigor, relevant, and positive relationships to enhance student learning. Curriculum planning and implementation of standards based instruction was continued to guide student achievement. A comprehensive testing plan for the 2011-2012 school was developed using information from MAP, HSAP, EOC, PASS, SAT, and ACT data. The following programs were implemented to assist in identifying aiding At-Risk Students, (Tutoring, Mentoring, Tier 2 Keytrain-Workeys Programs, PAXIN Program, Credit Recovery and Trinity Behavior Counseling).

Student test scores continue to improve. Many new opportunities are in place at Lake View High School to provide our students with new avenues to excel. Students are still provided more and more chances to develop their skills through programs such as The Reading Counts reading program, A Plus, SAT workshops and software packages for remediation and enrichment. With the new partnership with Northeastern Technical College and/or Florence/Darlington Technical College students are now able to receive dual credit, college credit as well as high school credit. This new articulation agreement will allow students who successfully complete certain course work a head start into their next level of education beyond high school.

The faculty and staff continue to reach high levels of self-growth through professional development in technology, instructional delivery, Common Core Standards and knowledge of SC State Standards to continue to improve student academic performance. Our School Technical Assistance Team, school based "learning communities" and School Improvement Council strive to work together to provide research based opportunities for improving teacher skills and strategies.

In the face of this challenging time, we continue to have obstacles that have a direct impact on our goal of providing educational excellence. Teacher recruitment, financial concerns, student apathy, parent involvement, professional training, and community support are serious issues to be addressed. Discipline/Attendance issues, inadequacies in our school facilities and a poor economic base create a negative tone for achieving our goals. We are determined to find new innovative methods of using our limited