



SC Annual School Report Card Summary

Chester Senior High School
 Chester County School District
 Grades: 9-12 Enrollment: 879
 Principal: Leonard J. Gardner
 Superintendent: Dr. Agnes Slayman
 Board Chair: Mrs. Maggie James

PERFORMANCE

Comprehensive detail, including definitions of ratings, performance criteria, and explanations of status, is available on www.ed.sc.gov and www.eoc.sc.gov as well as school and school district websites. Printed versions are available from school districts upon request.

| YEAR | ABSOLUTE RATING | GROWTH RATING | PALMETTO GOLD AND SILVER AWARD | | ESEA/FEDERAL ACCOUNTABILITY RATING SYSTEM | |
|------|-----------------|---------------|--------------------------------|-----------------|---|--------------------------|
| | | | General Performance | Closing the Gap | ESEA Grade | Accountability Indicator |
| 2012 | Average | Below Average | TBD | TBD | F | N/A |
| 2011 | Average | Below Average | N/A | N/A | Not Met | N/A |
| 2010 | Average | Below Average | N/A | N/A | Not Met | N/A |

ABSOLUTE RATINGS OF HIGH SCHOOLS WITH STUDENTS LIKE OURS*

| EXCELLENT | GOOD | AVERAGE | BELOW AVERAGE | AT-RISK |
|-----------|------|---------|---------------|---------|
| 7 | 5 | 14 | 0 | 0 |

* Ratings are calculated with data available by 11/07/2012. Schools with Students Like Ours are High Schools with Poverty Indices of no more than 5% above or below the index for this school.

HIGH SCHOOL ASSESSMENT PROGRAM(HSAP) EXAM PASSAGE RATE(%): SECOND YEAR STUDENTS

| | Our High School | | High Schools with Students Like Ours | |
|------------------------|-----------------|-------|--------------------------------------|-------|
| | 2011 | 2012 | 2011 | 2012 |
| Passed 2 subtests (%) | 71.1% | 68.1% | 69.6% | 74.0% |
| Passed 1 subtest (%) | 14.2% | 17.4% | 17.8% | 14.9% |
| Passed no subtests (%) | 14.7% | 14.5% | 12.6% | 11.1% |

HSAP PASSAGE RATE (%) BY SPRING 2012

| | Our High School | High Schools with Students Like Ours |
|--------------|-----------------|--------------------------------------|
| Passage Rate | 92.0% | 90.3% |

ON-TIME GRADUATION RATE

| | Our High School | High Schools with Students Like Ours |
|--------------------|-----------------|--------------------------------------|
| Number of students | 257 | 198 |
| Number of Diplomas | 178 | 148 |
| Rate (%) | 69.3% | 74.7% |


END OF COURSE TESTS - 2012

| % of students scoring 70 or above on: | Our High School | High Schools with Students Like Ours |
|---------------------------------------|-----------------|--------------------------------------|
| Algebra 1/Math for the Technologies 2 | 78.7 | 72.5 |
| English 1 | 43.9 | 58.7 |
| Biology 1/Applied Biology 2 | 44.6 | 68.8 |
| US History and the Constitution | 39.9 | 43.0 |
| All Tests | 49.8 | 60.5 |


NAEP PERFORMANCE*

* Performance reported for SC and nation, data not available at school level. Percentages at NAEP Achievement Levels.


READING – GRADE 8 (2011)



MATH – GRADE 8 (2011)



SCIENCE – GRADE 8 (2009)



SC PERFORMANCE VISION

By 2020 all students will graduate with the knowledge and skills necessary to compete successfully in the global economy, participate in a democratic society and contribute positively as members of families and communities.

Abbreviations Key

N/A Not Applicable N/AV Not Available N/C Not Collected N/R Not Reported I/S Insufficient Sample TBD To be determined

Chester Senior High School
[Chester County School District]

SCHOOL PROFILE

| | Our School | Change from Last Year | High Schools with Students Like Ours | Median High School |
|--|------------|-----------------------|--------------------------------------|--------------------|
| Students (n=879) | | | | |
| Retention rate | 10.8% | Up from 10.2% | 4.1% | 3.0% |
| Attendance rate | 92.9% | Up from 92.5% | 95.5% | 95.3% |
| Served by gifted and talented program | N/AV | N/AV | N/AV | N/AV |
| With disabilities other than speech | N/AV | N/AV | N/AV | N/AV |
| Older than usual for grade | N/AV | N/AV | N/AV | N/AV |
| Out-of-school suspensions or expulsions for violent and/or criminal offenses | 2.6% | Up from 0.1% | 0.8% | 0.9% |
| Enrolled in AP/IB programs | 15.3% | Up from 8.8% | 7.7% | 13.4% |
| Successful on AP/IB exams | 39.0% | Up from 38.2% | 31.1% | 50.9% |
| Eligible for LIFE Scholarship | 27.1% | Down from 36.9% | 27.7% | 30.1% |
| Annual dropout rate | 5.5% | Down from 7.7% | 3.1% | 2.3% |
| Career/technology students in co-curricular organizations | 2.5% | Down from 2.8% | 5.1% | 2.7% |
| Enrollment in career/technology courses | 77 | Down from 95 | 352 | 395 |
| Career/technology students attaining technical skills | 61.0% | Down from 64.2% | 82.0% | 84.0% |
| Teachers (n=44) | | | | |
| Teachers with advanced degrees | 47.7% | Down from 53.1% | 61.5% | 63.2% |
| Continuing contract teachers | N/AV | N/AV | N/AV | N/AV |
| Teachers returning from previous year | 80.4% | Up from 79.1% | 85.3% | 86.6% |
| Teacher attendance rate | 94.5% | Down from 99.7% | 95.7% | 95.2% |
| Average teacher salary* | \$45,405 | Down 3.8% | \$46,141 | \$47,326 |
| Classes not taught by highly qualified teachers | 4.8% | Up from 3.4% | 4.0% | 3.6% |
| Professional development days/teacher | 12.6 days | Down from 13.3 days | 11.5 days | 9.7 days |
| School | | | | |
| Principal's years at school | 5.0 | Up from 4.5 | 4.0 | 4.0 |
| Student-teacher ratio in core subjects | 27.1 to 1 | Up from 24.6 to 1 | 25.2 to 1 | 27.1 to 1 |
| Prime instructional time | 86.3% | Down from 91.8% | 89.8% | 89.4% |
| Dollars spent per pupil** | \$6,570 | Down 0.7% | \$8,232 | \$7,761 |
| Percent of expenditures for teacher salaries** | 53.6% | No Change | 53.8% | 57.1% |
| Percent of expenditures for instruction** | 54.4% | Down from 54.7% | 56.0% | 59.6% |
| Opportunities in the arts | Excellent | Up from Good | Good | Excellent |
| SACS accreditation | Yes | No Change | Yes | Yes |
| Parents attending conferences | 96.3% | Down from 99.3% | 97.3% | 97.8% |
| Character development program | Excellent | No Change | Good | Good |
| ESEA composite index score | 48.0 | N/A | 79.0 | 78.2 |

* Length of contract = 185+ days.

** Prior year audited financial data available.

EVALUATION RESULTS

| | Teachers | Students* | Parents* |
|--|----------|-----------|----------|
| Number of surveys returned | 50 | 149 | 60 |
| Percent satisfied with learning environment | 95.8% | 68.9% | 78.3% |
| Percent satisfied with social and physical environment | 95.7% | 75.0% | 66.1% |
| Percent satisfied with school-home relations | 56.0% | 87.1% | 67.8% |

*Only eleventh grade students and their parents were included. For schools without grade eleven, only the highest grade was included.

REPORT OF PRINCIPAL AND SCHOOL IMPROVEMENT COUNCIL

Chester High School is the largest of the three public high schools in Chester County. In 2011-12 Chester High served over 875 students from the City of Chester and the surrounding rural areas. CHS graduated 188 students in 2012. Of those students, 43 were Honor Graduates and 26 were BETA Club members. The graduates of Chester High were awarded numerous scholarships totaling \$3,170,502. Of this total, \$53,600 were awards to Palmetto Fellows recipients and \$1,077,500 were Life/Hope Scholarships. Twenty-seven of our Juniors qualified as Junior Marshalls. These students qualified by maintaining a minimum 3.75 GPA. In addition, the BETA Club maintained a membership of 70 students and the Spanish Honor Society had 15 inducted members.

In 2011-12 Chester High School offered AP and Honor courses in English, Math, Science, and Social Studies. Many students took advantage of strategies classes and Plato labs. In addition to the outstanding efforts of individual teachers, the Guidance Department also identified struggling students and provided extra academic help and remediation during and after school. Chester High Athletics continued to produce excellent athletes and outstanding results in region and state competition. The CHS Wrestling Team were Co-Region Champions and our coach was named Co-Region Coach of the Year. Two students were State Champions in their weight divisions and three athletes were named North/South Wrestlers. Chester High Athletics had 16 South Carolina High School League Scholar Athletic Award recipients. Chester High has over twenty extracurricular activities and clubs, including Academic Challenge, Army JROTC Color Guard and Drill Team, Junior Civitans, Technology Club, Drama Club, and others. In 2012, the FCCLA won Gold for their entry in the Life Event Planning STAR Event Competition at the State Leadership conference.

The CHS facility received numerous improvements and updates in 2011-12. The gymnasium area was modernized with a new air conditioning system and lighting. Classroom floors were updated and security was upgraded with a new key system which replaced every interior and exterior lock. The School Improvement Council succeeded in securing an award of \$10,000 from the Lutz Foundation to improve the student courtyard area. The award will improve safety and provide outdoor tables and seating. In addition, the SIC was instrumental in organizing two Parent Student days in which over 140 parents attended class with their child.

Chester High continued to give back to the community through numerous charities in 2011-12. \$1523 was donated to the pennies for patients campaign and CHS was named a Red Cross Heroes School. Once again, Chester High School has continued to produce well rounded graduates that are prepared for the times they face as they embark upon the rest of their lives.

Jeff Gardner, Principal
 Chairperson

Tara Park, SIC

Comprehensive detail, including definitions of ratings, performance criteria, and explanations of status, is available on www.ed.sc.gov and www.eoc.sc.gov as well as school and school district websites.

Printed versions are available from school districts upon request.

Abbreviations Key

N/A Not Applicable N/AV Not Available N/C Not Collected N/R Not Reported I/S Insufficient Sample TBD To be determined

NI Newly Identified CSI Continuing School Improvement CA Corrective Action RP Plan to Restructure R Restructure DELAY School Improvement Status HOLD School Improvement Status