

SC Annual School Report Card Summary

Greg Mathis Charter High School
Charleston County School District
Grades: 9-12 Enrollment: 97
Principal: Eleanor H. Hardy
Superintendent: Dr. Nancy J. McGinley
Board Chair: Mr. Chris Fraser

PERFORMANCE

Comprehensive detail, including definitions of ratings, performance criteria, and explanations of status, is available on www.ed.sc.gov and www.eoc.sc.gov as well as school and school district websites. Printed versions are available from school districts upon request.

YEAR	ABSOLUTE RATING	GROWTH RATING	PALMETTO GOLD AND SILVER AWARD		ESEA/FEDERAL ACCOUNTABILITY RATING SYSTEM	
			General Performance	Closing the Gap	ESEA Grade	Accountability Indicator
2012	At-Risk	Below Average	TBD	TBD	N/A	N/A
2011	At-Risk	Below Average	N/A	N/A	N/A	CSI-DEL-AY
2010	At-Risk	Below Average	N/A	N/A	N/A	CSI-AYP

ABSOLUTE RATINGS OF HIGH SCHOOLS WITH STUDENTS LIKE OURS*

EXCELLENT	GOOD	AVERAGE	BELOW AVERAGE	AT-RISK
0	1	6	1	6

* Ratings are calculated with data available by 11/07/2012. Schools with Students Like Ours are High Schools with Poverty Indices of no more than 5% above or below the index for this school.

HIGH SCHOOL ASSESSMENT PROGRAM(HSAP) EXAM PASSAGE RATE(%): SECOND YEAR STUDENTS

	Our High School		High Schools with Students Like Ours	
	2011	2012	2011	2012
Passed 2 subtests (%)	16.7%	15.4%	53.1%	62.2%
Passed 1 subtest (%)	66.7%	15.4%	25.1%	20.8%
Passed no subtests (%)	16.7%	69.2%	26.4%	27.3%

HSAP PASSAGE RATE (%) BY SPRING 2012

	Our High School	High Schools with Students Like Ours
Passage Rate	33.3%	67.3%

ON-TIME GRADUATION RATE

	Our High School	High Schools with Students Like Ours
Number of students	50	77
Number of Diplomas	2	48
Rate (%)	4.0%	49.1%


END OF COURSE TESTS - 2012

% of students scoring 70 or above on:	Our High School	High Schools with Students Like Ours
Algebra 1/Math for the Technologies 2	16.1	50.7
English 1	20.7	46.8
Biology 1/Applied Biology 2	8.0	48.0
US History and the Constitution	0.0	21.8
All Tests	12.4	39.8


NAEP PERFORMANCE*

* Performance reported for SC and nation, data not available at school level. Percentages at NAEP Achievement Levels.


READING - GRADE 8 (2011)



MATH - GRADE 8 (2011)



SCIENCE - GRADE 8 (2009)



SC PERFORMANCE VISION

By 2020 all students will graduate with the knowledge and skills necessary to compete successfully in the global economy, participate in a democratic society and contribute positively as members of families and communities.

Abbreviations Key

N/A Not Applicable N/AV Not Available N/C Not Collected N/R Not Reported I/S Insufficient Sample TBD To be determined

Greg Mathis Charter High School [Charleston County School District]

SCHOOL PROFILE

	Our School	Change from Last Year	High Schools with Students Like Ours	Median High School
Students (n=97)				
Retention rate	4.1%	Down from 7.7%	3.5%	3.0%
Attendance rate	84.4%	Up from 78.5%	94.0%	95.3%
Served by gifted and talented program	N/AV	N/AV	N/AV	N/AV
With disabilities other than speech	N/AV	N/AV	N/AV	N/AV
Older than usual for grade	N/AV	N/AV	N/AV	N/AV
Out-of-school suspensions or expulsions for violent and/or criminal offenses	8.2%	Down from 16.9%	2.5%	0.9%
Enrolled in AP/IB programs	3.6%	Up from 0.0%	4.4%	13.4%
Successful on AP/IB exams	N/A	N/A	N/A	50.9%
Eligible for LIFE Scholarship	0.0%	No Change	21.1%	30.1%
Annual dropout rate	35.1%	Down from 40.4%	1.8%	2.3%
Career/technology students in co-curricular organizations	0.0%	No Change	2.5%	2.7%
Enrollment in career/technology courses	39	Down from 43	165	395
Career/technology students attaining technical skills	25.6%	Down from 44.2%	83.3%	84.0%
Teachers (n=8)				
Teachers with advanced degrees	25.0%	Down from 33.3%	64.7%	63.2%
Continuing contract teachers	N/AV	N/AV	N/AV	N/AV
Teachers returning from previous year	72.2%	N/A	74.4%	86.6%
Teacher attendance rate	97.6%	Up from 95.8%	95.1%	95.2%
Average teacher salary*	\$33,400	Down 3.4%	\$44,943	\$47,326
Classes not taught by highly qualified teachers	44.7%	Down from 47.6%	8.2%	3.6%
Professional development days/teacher	30.8 days	Up from 7.0 days	8.3 days	9.7 days
School				
Principal's years at school	2.0	Up from 1.0	2.0	4.0
Student-teacher ratio in core subjects	24.8 to 1	Up from 23.0 to 1	17.7 to 1	27.1 to 1
Prime instructional time	81.4%	Up from 74.2%	87.4%	89.4%
Dollars spent per pupil**	\$9,779	Up 14.2%	\$13,777	\$7,761
Percent of expenditures for teacher salaries**	34.8%	Down from 37.0%	51.2%	57.1%
Percent of expenditures for instruction**	39.0%	Down from 41.0%	56.4%	59.6%
Opportunities in the arts	Poor	No Change	Good	Excellent
SACS accreditation	No	No Change	Yes	Yes
Parents attending conferences	89.1%	Down from 100.0%	99.0%	97.8%
Character development program	Good	No Change	Good	Good
ESEA composite index score	N/A	N/A	45.1	78.2

* Length of contract = 185+ days.

** Prior year audited financial data available.

EVALUATION RESULTS

	Teachers	Students*	Parents*
Number of surveys returned	6	11	6
Percent satisfied with learning environment	100.0%	90.9%	I/S
Percent satisfied with social and physical environment	100.0%	90.9%	I/S
Percent satisfied with school-home relations	50.0%	90.9%	I/S

*Only eleventh grade students and their parents were included. For schools without grade eleven, only the highest grade was included.

REPORT OF PRINCIPAL AND SCHOOL IMPROVEMENT COUNCIL

Greg Mathis Charter High School is a Title 1 school that has been awarded the School Improvement Grant beginning in the 2011- 2012 academic year. In spite of the many challenges faced each year, the school continues the implementation of intervention programs and strategies to ensure the success of all students and close the achievement gap.

We focused on building literacy through the implementation of the SRA program doubled with the expansion of learning time for all students. This was facilitated during our supplemental mid day schedule and the after school program. Enhanced numeracy was also addressed through an after school math program. Our school continues to be committed to the accomplishment of successfully breaking the cycle of lack of academic success and college aspirations for all our students. This is evidenced in the point value gain shown on HSAP , EOC and MAP scores.

With our new motto being "Expect Success", our school provided professional development for our teachers to ensure that our students will receive rigorous, engaging, standards based lessons in all subjects. All students also have to fulfill the requirement of completing a cumulative student portfolio which charts their progress, accomplishments and what they have learned and experienced from year to year. Internships, job shadowing, and /or service learning projects are expectations for every student. Our school relies heavily on the newly organized counseling department to track every child and help them actualize their academic and social worth. We have implemented a Blended Curriculum that includes virtual learning as well as 'brick and mortar' instruction to meet the needs of our academically diverse population.

Social and attitudinal change is underway here at Greg Mathis Charter High School. We foster a mutually supportive atmosphere that fosters easy and fluid communication among students, parents, stakeholders and the school. We are not where we need to be at this point, but progress is clearly apparent. Student growth is relative to many disparate factors, and we are steadily making progress one student at a time.

Eleanor H. Hardy, Principal
Street, SIC Coordinator

Nicadra Davis-

Comprehensive detail, including definitions of ratings, performance criteria, and explanations of status, is available on www.ed.sc.gov and www.eoc.sc.gov as well as school and school district websites.

Printed versions are available from school districts upon request.

Abbreviations Key

N/A Not Applicable N/AV Not Available N/C Not Collected N/R Not Reported I/S Insufficient Sample TBD To be determined

NI Newly Identified CSI Continuing School Improvement CA Corrective Action RP Plan to Restructure R Restructure DELAY School Improvement Status HOLD School Improvement Status