

SC Annual School Report Card Summary

Wando High School
Charleston County School District
Grades: 9-12 Enrollment: 3,465
Principal: Lucy G. Beckham
Superintendent: Dr. Nancy J. McGinley
Board Chair: Mr. Chris Fraser

PERFORMANCE

Comprehensive detail, including definitions of ratings, performance criteria, and explanations of status, is available on www.ed.sc.gov and www.eoc.sc.gov as well as school and school district websites. Printed versions are available from school districts upon request.

YEAR	ABSOLUTE RATING	GROWTH RATING	PALMETTO GOLD AND SILVER AWARD		ESEA/FEDERAL ACCOUNTABILITY RATING SYSTEM	
			General Performance	Closing the Gap	ESEA Grade	Accountability Indicator
2012	Excellent	Excellent	TBD	TBD	B	N/A
2011	Excellent	Excellent	Gold	Silver	Not Met	N/A
2010	Excellent	Good	Gold	Silver	Not Met	N/A

ABSOLUTE RATINGS OF HIGH SCHOOLS WITH STUDENTS LIKE OURS*

EXCELLENT	GOOD	AVERAGE	BELOW AVERAGE	AT-RISK
6	0	0	0	0

* Ratings are calculated with data available by 11/07/2012. Schools with Students Like Ours are High Schools with Poverty Indices of no more than 5% above or below the index for this school.

HIGH SCHOOL ASSESSMENT PROGRAM(HSAP) EXAM PASSAGE RATE(%): SECOND YEAR STUDENTS

	Our High School		High Schools with Students Like Ours	
	2011	2012	2011	2012
Passed 2 subtests (%)	94.5%	93.8%	94.3%	94.7%
Passed 1 subtest (%)	3.9%	4.5%	3.8%	3.6%
Passed no subtests (%)	1.6%	1.7%	1.8%	2.6%

HSAP PASSAGE RATE (%) BY SPRING 2012

	Our High School	High Schools with Students Like Ours
Passage Rate	97.0%	98.6%

ON-TIME GRADUATION RATE

	Our High School	High Schools with Students Like Ours
Number of students	857	417
Number of Diplomas	731	363
Rate (%)	85.3%	90.5%


END OF COURSE TESTS - 2012

% of students scoring 70 or above on:	Our High School	High Schools with Students Like Ours
Algebra 1/Math for the Technologies 2	93.3	93.5
English 1	89.4	84.6
Biology 1/Applied Biology 2	93.6	90.7
US History and the Constitution	83.8	77.4
All Tests	90.2	86.4


NAEP PERFORMANCE*

* Performance reported for SC and nation, data not available at school level. Percentages at NAEP Achievement Levels.


READING - GRADE 8 (2011)



MATH - GRADE 8 (2011)



SCIENCE - GRADE 8 (2009)



SC PERFORMANCE VISION

By 2020 all students will graduate with the knowledge and skills necessary to compete successfully in the global economy, participate in a democratic society and contribute positively as members of families and communities.

Abbreviations Key

N/A Not Applicable N/AV Not Available N/C Not Collected N/R Not Reported I/S Insufficient Sample TBD To be determined

Wando High School [Charleston County School District]

SCHOOL PROFILE

	Our School	Change from Last Year	High Schools with Students Like Ours	Median High School
Students (n=3,465)				
Retention rate	2.0%	Down from 2.8%	2.5%	3.0%
Attendance rate	93.4%	Up from 93.1%	96.6%	95.3%
Served by gifted and talented program	N/AV	N/AV	N/AV	N/AV
With disabilities other than speech	N/AV	N/AV	N/AV	N/AV
Older than usual for grade	N/AV	N/AV	N/AV	N/AV
Out-of-school suspensions or expulsions for violent and/or criminal offenses	4.1%	Up from 3.5%	0.3%	0.9%
Enrolled in AP/IB programs	26.5%	Up from 24.6%	29.6%	13.4%
Successful on AP/IB exams	83.1%	Down from 83.3%	74.7%	50.9%
Eligible for LIFE Scholarship	39.2%	Up from 34.3%	39.9%	30.1%
Annual dropout rate	0.5%	Down from 0.9%	0.7%	2.3%
Career/technology students in co-curricular organizations	10.7%	Down from 11.1%	0.0%	2.7%
Enrollment in career/technology courses	2243	Up from 2221	523	395
Career/technology students attaining technical skills	91.6%	Up from 1.0%	92.7%	84.0%
Teachers (n=207)				
Teachers with advanced degrees	59.4%	Up from 55.2%	70.7%	63.2%
Continuing contract teachers	N/AV	N/AV	N/AV	N/AV
Teachers returning from previous year	90.2%	Down from 90.5%	91.2%	86.6%
Teacher attendance rate	98.2%	Up from 96.6%	96.1%	95.2%
Average teacher salary*	\$44,804	Up 1.9%	\$49,807	\$47,326
Classes not taught by highly qualified teachers	1.5%	Up from 0.3%	2.7%	3.6%
Professional development days/teacher	10.0 days	Up from 9.5 days	10.7 days	9.7 days
School				
Principal's years at school	14.0	Up from 13.0	8.0	4.0
Student-teacher ratio in core subjects	29.3 to 1	Down from 30.0 to 1	28.2 to 1	27.1 to 1
Prime instructional time	91.0%	Up from 89.1%	90.4%	89.4%
Dollars spent per pupil**	\$6,834	Up 1.2%	\$6,571	\$7,761
Percent of expenditures for teacher salaries**	62.4%	Down from 63.4%	61.9%	57.1%
Percent of expenditures for instruction**	64.7%	Down from 65.3%	63.7%	59.6%
Opportunities in the arts	Excellent	No Change	Excellent	Excellent
SACS accreditation	Yes	No Change	Yes	Yes
Parents attending conferences	98.4%	Up from 97.4%	98.2%	97.8%
Character development program	Excellent	No Change	Excellent	Good
ESEA composite index score	89.4	N/A	89.7	78.2

* Length of contract = 185+ days.

** Prior year audited financial data available.

EVALUATION RESULTS

	Teachers	Students*	Parents*
Number of surveys returned	147	646	93
Percent satisfied with learning environment	97.3%	84.3%	91.0%
Percent satisfied with social and physical environment	97.9%	85.5%	90.0%
Percent satisfied with school-home relations	93.8%	86.2%	92.4%

*Only eleventh grade students and their parents were included. For schools without grade eleven, only the highest grade was included.

Comprehensive detail, including definitions of ratings, performance criteria, and explanations of status, is available on www.ed.sc.gov and www.eoc.sc.gov as well as school and school district websites.

Printed versions are available from school districts upon request.

REPORT OF PRINCIPAL AND SCHOOL IMPROVEMENT COUNCIL

Dear Parents and Community Partners:

Wando High School's Class of 2012 left a legacy of high achievement in academics, athletics, and student activities. More than 90% of the graduates planned to continue their education at the post-secondary level, and they were awarded more than \$16.4 million in scholarships. Our students continue to excel in college level work with both Advanced Placement and Dual Credit courses. The Wando Marching Band was AAAAA State Champions for the seventh year in a row. Wando visual and performing arts students earned district, state and national recognition for their talents. Wando High School is one of 16 schools out of 4,200 in the program recognized as a Model School by Project Lead The Way for Biomedical Sciences this year and the only school in the nation to have been recognized for both their Engineering and Biomedical Sciences Programs. The Wando athletic program continued its history of excellence by earning three state championships, fifteen region titles and was named the recipient of the 2011-2012 South Carolina Athletic Administrators Association Director's Cup for Class AAAA.

Although no entrance test is required, Wando consistently proves that a large, public, non-magnet high school serving a diverse population can produce outstanding results. Wando offers over 250 course selections including Advanced Placement, Dual Credit, Honors, College Preparatory, and Applied Technology courses, as well as a broad student activity program. We consider high school graduation an important step for our students but not the final goal. Each graduate is expected to leave Wando with a viable plan for his/her future education and career goals. Wando is a member of the national High Schools That Work network and was named one of only twelve schools nationally to receive the HSTW Gold Achievement Award for 2012. We are committed to continuous school improvement and use research-based best practices as our guide. Raising the academic bar for all students and providing academic support for those who struggle are crucial to our success as a school. Our career-related schools of study, ninth grade academy, and advisor-advisee program provide opportunities for personal connections and help our students see the purpose and relevance of their work here. Students are actively engaged in individualized planning for post-secondary education and career opportunities.

Our dedicated faculty and staff have spent many hours participating in professional development. Teachers share instructional best practices and work in curriculum teams ensuring quality instruction and assessment in all courses. Faculty collaboration and teamwork are the norm. Areas of specialized focus have been active student engagement, differentiated instruction, technology implementation, and standards-based instruction and assessment. We are blessed with a high level of parental and community involvement. The outstanding support provided by the Town of Mount Pleasant is a critical factor in our success. We look forward to having expanded course offerings and laboratory space when the Wando Career and Technology Center opens in 2014.

Lucy Beckham, Principal
Darby, SIC Chair

Kate

Abbreviations Key

N/A Not Applicable N/AV Not Available N/C Not Collected N/R Not Reported I/S Insufficient Sample TBD To be determined
NI Newly Identified CSI Continuing School Improvement CA Corrective Action RP Plan to Restructure R Restructure DELAY School Improvement Status HOLD School Improvement Status