SC Annual School Report Card Summary

Whale Branch Early College High School
Beaufort County School District
Grades: 9-12 **Enrollment: 511**
Principal: Priscilla Drake
Superintendent: Dr. Valerie Truesdale
Board Chair: Fred Washington

PERFORMANCE

Comprehensive detail, including definitions of ratings, performance criteria, and explanations of status, is available on www.ed.sc.gov and www.eoc.sc.gov as well as school and school district websites. Printed versions are available from school districts upon request.

YEAR	ABSOLUTE RATING	GROWTH RATING	PALMETTO GOLD AND SILVER AWARD		ESEA/FEDERAL ACCOUNTABILITY RATING SYSTEM	
			General Performance	Closing the Gap	ESEA Grade	Accountability Indicator
2012	N/A	N/A	TBD	TBD	D	N/A
2011	N/A	N/A	N/A	N/A	Not Met	N/A
2010	N/A	N/A	N/A	N/A	N/A	N/A

ABSOLUTE RATINGS OF HIGH SCHOOLS WITH STUDENTS LIKE OURS*

EXCELLENT	GOOD	AVERAGE	BELOW AVERAGE	AT-RISK
3	4	21	1	0

** Ratings are calculated with data available by 11/07/2012. Schools with Students Like Ours are High Schools with Poverty Indices of no more than 5% above or below the index for this school.*

HIGH SCHOOL ASSESSMENT PROGRAM(HSAP) EXAM PASSAGE RATE(%): SECOND YEAR STUDENTS

	Our High School		High Schools with Students Like Ours	
	2011	2012	2011	2012
Passed 2 subtests (%)	53.6%	79.7%	68.0%	70.6%
Passed 1 subtest (%)	29.1%	11.0%	18.9%	16.3%
Passed no subtests (%)	17.3%	9.3%	13.0%	13.1%

HSAP PASSAGE RATE (%) BY SPRING 2012

	Our High School	High Schools with Students Like Ours
Passage Rate	N/A	89.6%

ON-TIME GRADUATION RATE

	Our High School	High Schools with Students Like Ours
Number of students	147	182
Number of Diplomas	119	133
Rate (%)	81.0%	71.4%

END OF COURSE TESTS - 2012

% of students scoring 70 or above on:	Our High School	High Schools with Students Like Ours
Algebra 1/Math for the Technologies 2	44.2	67.9
English 1	59.1	56.6
Biology 1/Applied Biology 2	75.0	67.8
US History and the Constitution	31.6	36.9
All Tests	48.4	53.8

NAEP PERFORMANCE*

** Performance reported for SC and nation, data not available at school level. Percentages at NAEP Achievement Levels.*







SC PERFORMANCE VISION

By 2020 all students will graduate with the knowledge and skills necessary to compete successfully in the global economy, participate in a democratic society and contribute positively as members of families and communities.

Abbreviations Key
N/A Not Applicable **N/AV** Not Available **N/C** Not Collected **N/R** Not Reported **I/S** Insufficient Sample **TBD** To be determined

Whale Branch Early College High School
[Beaufort County School District]

SCHOOL PROFILE

	Our School	Change from Last Year	High Schools with Students Like Ours	Median High School
Students (n=511)				
Retention rate	2.0%	Up from 0.0%	4.3%	3.0%
Attendance rate	96.7%	Down from 98.8%	95.0%	95.3%
Served by gifted and talented program	N/AV	N/AV	N/AV	N/AV
With disabilities other than speech	N/AV	N/AV	N/AV	N/AV
Older than usual for grade	N/AV	N/AV	N/AV	N/AV
Out-of-school suspensions or expulsions for violent and/or criminal offenses	0.2%	Down from 1.2%	1.0%	0.9%
Enrolled in AP/IB programs	0.0%	No Change	7.2%	13.4%
Successful on AP/IB exams	N/A	N/A	27.3%	50.9%
Eligible for LIFE Scholarship	0.0%	N/R	28.0%	30.1%
Annual dropout rate	1.4%	N/A	2.6%	2.3%
Career/technology students in co-curricular organizations	0.0%	N/A	5.3%	2.7%
Enrollment in career/technology courses	352	Up from 270	288	395
Career/technology students attaining technical skills	78.4%	Up from 77.0%	82.3%	84.0%
Teachers (n=31)				
Teachers with advanced degrees	61.3%	Up from 60.9%	61.3%	63.2%
Continuing contract teachers	N/AV	N/AV	N/AV	N/AV
Teachers returning from previous year	N/A	N/A	83.9%	86.6%
Teacher attendance rate	95.0%	Up from 94.6%	94.8%	95.2%
Average teacher salary*	$44,642	Up 0.2%	$46,752	$47,326
Classes not taught by highly qualified teachers	10.8%	Up from 7.7%	3.4%	3.6%
Professional development days/teacher	14.8 days	Up from 9.6 days	10.4 days	9.7 days
School				
Principal's years at school	2.0	Up from 1.0	3.0	4.0
Student-teacher ratio in core subjects	30.3 to 1	Down from 30.4 to 1	23.9 to 1	27.1 to 1
Prime instructional time	89.4%	Down from 91.0%	87.9%	89.4%
Dollars spent per pupil**	$9,399	N/A	$8,996	$7,761
Percent of expenditures for teacher salaries**	41.3%	N/A	53.9%	57.1%
Percent of expenditures for instruction**	47.7%	N/A	56.5%	59.6%
Opportunities in the arts	Good	No Change	Good	Excellent
SACS accreditation	Yes	No Change	Yes	Yes
Parents attending conferences	100.0%	Up from 94.8%	96.4%	97.8%
Character development program	Good	Down from Excellent	Good	Good
ESEA composite index score	60.0	N/A	70.1	78.2

* Length of contract = 185+ days.

** Prior year audited financial data available.

EVALUATION RESULTS

	Teachers	Students*	Parents*
Number of surveys returned	26	82	10
Percent satisfied with learning environment	92.3%	80.2%	60.0%
Percent satisfied with social and physical environment	100.0%	86.4%	70.0%
Percent satisfied with school-home relations	84.6%	75.3%	I/S

*Only eleventh grade students and their parents were included. For schools without grade eleven, only the highest grade was included.

Comprehensive detail, including definitions of ratings, performance criteria, and explanations of status, is available on **www.ed.sc.gov** and **www.eoc.sc.gov** as well as school and school district websites.

Printed versions are available from school districts upon request.

REPORT OF PRINCIPAL AND SCHOOL IMPROVEMENT COUNCIL

Whale Branch Early College High School is in its second year of existence. There have been many accomplishments in the past 2 years. This spring we celebrated the graduation of our first senior class. The Technical College of the Lowcountry Early College Credit Opportunities program (ECCO) has flourished because of the high level of participation from our students. The participation has increased from 13 students to as many as 76 students taking advantage of dual credit classes.

Of this year's graduating class, one out of four took college classes at the Technical College of the Lowcountry (TCL). Two seniors earned Associate's degrees at TCL before receiving their high school diplomas. Nineteen additional students earned at least twenty four college credit-hours, which is equivalent to about one year of college. Nine graduated from TCL with technical college certifications. A total of 30 seniors earned at least 3 college credits. Eighty-three percent of our senior class graduated with college acceptance letters or military contracts. Among our seniors are students who received STEM and Distinguished diplomas. This year's graduation rate is predicted to be among the highest in the district.

Our students are also succeeding on state tests. Algebra I End-of-Course results in the spring of 2011 were the highest in the district. Biology students placed 6th out of 42 schools in the 2012 Biology Merit Exam at Clemson University. Over 88% of our Algebra I and English I students passed these classes, which is the highest pass rate in the district. Our school has the lowest percentage of students in the district who do not meet the requirements for university admission.

The Warriors' successes aren't limited to just academics. The boys' track and field team brought home a state championship, and the volleyball team won its regional championship. The football and baseball teams made it to the playoffs, and the wrestling team placed sixth overall in the state.

For the past two years Whale Branch has served as a pilot school for the 1:1 laptop initiative for our district. This initiative has provided students with an opportunity to develop technology skills that will be relevant and useful after high school.

We are proud of the progress that our students have made in such a short period of time. Their accomplishments are possible because of the strong support of our parents and community.

Priscilla Drake, Principal Marilyn Fields, SIC President

Abbreviations Key

N/A Not Applicable **N/AV** Not Available **N/C** Not Collected **N/R** Not Reported **I/S** Insufficient Sample **TBD** To be determined

NI Newly Identified **CSI** Continuing School Improvement **CA** Corrective Action **RP** Plan to Restructure **R** Restructure **DELAY** School Improvement Status **HOLD** School Improvement Status