



# SC Annual School Report Card Summary

Westside High School, an Early College Academy  
 Anderson School District Five  
 Grades: 9-12 Enrollment: 1,738  
 Principal: Mr. Henry Adair  
 Superintendent: Betty T. Bagley  
 Board Chair: Mr. Al Norris

## PERFORMANCE

Comprehensive detail, including definitions of ratings, performance criteria, and explanations of status, is available on [www.ed.sc.gov](http://www.ed.sc.gov) and [www.eoc.sc.gov](http://www.eoc.sc.gov) as well as school and school district websites. Printed versions are available from school districts upon request.

YEAR	ABSOLUTE RATING	GROWTH RATING	PALMETTO GOLD AND SILVER AWARD		ESEA/FEDERAL ACCOUNTABILITY RATING SYSTEM	
			General Performance	Closing the Gap	ESEA Grade	Accountability Indicator
2012	Good	Excellent	TBD	TBD	D	N/A
2011	Average	At-Risk	N/A	N/A	Not Met	N/A
2010	Average	At-Risk	N/A	N/A	Not Met	N/A

## ABSOLUTE RATINGS OF HIGH SCHOOLS WITH STUDENTS LIKE OURS\*

EXCELLENT	GOOD	AVERAGE	BELOW AVERAGE	AT-RISK
11	16	14	0	3

\* Ratings are calculated with data available by 11/07/2012. Schools with Students Like Ours are High Schools with Poverty Indices of no more than 5% above or below the index for this school.

## HIGH SCHOOL ASSESSMENT PROGRAM(HSAP) EXAM PASSAGE RATE(%): SECOND YEAR STUDENTS

	Our High School		High Schools with Students Like Ours	
	2011	2012	2011	2012
Passed 2 subtests (%)	81.9%	72.1%	74.5%	75.8%
Passed 1 subtest (%)	10.9%	17.3%	15.5%	14.7%
Passed no subtests (%)	7.3%	10.6%	10.5%	11.7%

## HSAP PASSAGE RATE (%) BY SPRING 2012

	Our High School	High Schools with Students Like Ours
Passage Rate	92.3%	90.5%

## ON-TIME GRADUATION RATE

	Our High School	High Schools with Students Like Ours
Number of students	452	262
Number of Diplomas	317	182
Rate (%)	70.1%	73.1%


## END OF COURSE TESTS - 2012

% of students scoring 70 or above on:	Our High School	High Schools with Students Like Ours
Algebra 1/Math for the Technologies 2	75.9	75.0
English 1	65.7	64.9
Biology 1/Applied Biology 2	77.8	75.0
US History and the Constitution	52.3	47.1
All Tests	67.5	65.2


## NAEP PERFORMANCE\*

\* Performance reported for SC and nation, data not available at school level. Percentages at NAEP Achievement Levels.


### READING – GRADE 8 (2011)



### MATH – GRADE 8 (2011)



### SCIENCE – GRADE 8 (2009)



## SC PERFORMANCE VISION

*By 2020 all students will graduate with the knowledge and skills necessary to compete successfully in the global economy, participate in a democratic society and contribute positively as members of families and communities.*

### Abbreviations Key

N/A Not Applicable N/AV Not Available N/C Not Collected N/R Not Reported I/S Insufficient Sample TBD To be determined

# Westside High School, an Early College Academy [Anderson School District Five]

## SCHOOL PROFILE

	Our School	Change from Last Year	High Schools with Students Like Ours	Median High School
<b>Students (n=1,738)</b>				
Retention rate	3.6%	Up from 2.3%	3.3%	3.0%
Attendance rate	93.9%	Down from 94.3%	95.7%	95.3%
Served by gifted and talented program	N/AV	N/AV	N/AV	N/AV
With disabilities other than speech	N/AV	N/AV	N/AV	N/AV
Older than usual for grade	N/AV	N/AV	N/AV	N/AV
Out-of-school suspensions or expulsions for violent and/or criminal offenses	0.7%	Up from 0.1%	0.5%	0.9%
Enrolled in AP/IB programs	8.7%	Down from 14.1%	11.3%	13.4%
Successful on AP/IB exams	63.7%	Down from 67.5%	43.7%	50.9%
Eligible for LIFE Scholarship	32.7%	Up from 30.1%	30.5%	30.1%
Annual dropout rate	2.5%	Down from 2.9%	2.6%	2.3%
Career/technology students in co-curricular organizations	0.6%	Up from 0.0%	3.0%	2.7%
Enrollment in career/technology courses	743	Up from 649	435	395
Career/technology students attaining technical skills	70.0%	Down from 71.2%	82.0%	84.0%
<b>Teachers (n=100)</b>				
Teachers with advanced degrees	53.0%	Down from 53.9%	61.0%	63.2%
Continuing contract teachers	N/AV	N/AV	N/AV	N/AV
Teachers returning from previous year	87.4%	Down from 89.2%	87.3%	86.6%
Teacher attendance rate	N/R	N/R	95.9%	95.2%
Average teacher salary*	\$46,865	Up 0.8%	\$47,016	\$47,326
Classes not taught by highly qualified teachers	2.0%	No Change	3.6%	3.6%
Professional development days/teacher	18.0 days	Up from 9.3 days	10.1 days	9.7 days
<b>School</b>				
Principal's years at school	29.0	Up from 28.0	4.0	4.0
Student-teacher ratio in core subjects	32.3 to 1	Up from 30.2 to 1	27.3 to 1	27.1 to 1
Prime instructional time	N/R	N/R	90.3%	89.4%
Dollars spent per pupil**	\$5,548	Down 3.5%	\$8,000	\$7,761
Percent of expenditures for teacher salaries**	60.9%	Down from 63.4%	57.3%	57.1%
Percent of expenditures for instruction**	61.8%	Down from 64.4%	59.8%	59.6%
Opportunities in the arts	Good	Down from Excellent	Good	Excellent
SACS accreditation	Yes	No Change	Yes	Yes
Parents attending conferences	95.3%	Down from 95.9%	98.6%	97.8%
Character development program	Good	No Change	Good	Good
ESEA composite index score	66.9	N/A	77.4	78.2

\* Length of contract = 185+ days.

\*\* Prior year audited financial data available.

## EVALUATION RESULTS

	Teachers	Students*	Parents*
Number of surveys returned	55	291	120
Percent satisfied with learning environment	78.2%	70.3%	75.4%
Percent satisfied with social and physical environment	85.5%	78.3%	55.9%
Percent satisfied with school-home relations	72.7%	83.2%	74.8%

\*Only eleventh grade students and their parents were included. For schools without grade eleven, only the highest grade was included.

## REPORT OF PRINCIPAL AND SCHOOL IMPROVEMENT COUNCIL

"Learning Today! Leading Tomorrow!" Westside High School, An Early College Academy aptly reflects the ideals of its mission statement. By assuring quality improvement in every facet of school life and incorporating the resources and diversities of our communities, Westside High School's mission is to educate all students and produce graduates with the knowledge and skills to be lifelong learners, individuals with ethical character, and citizens who contribute to an ever-changing global society." "A Family Where It's A Matter of Pride!" is located in an urban area between Greenville, South Carolina and Atlanta, Georgia. Our school population consists of approximately 1700 students. We provide an exemplary education to students through a vast array of programs that include rigorous academics, competitive athletics, and excellent visual and performing arts. We have established a smaller learning community with our Ninth Grade Academy. We have also established the AVID program, offering more rigorous curriculum opportunities for first-generation college bound students. After our first year as an Early College, our seniors graduated with 303 college credit hours. For this school year, Westside graduated 344 seniors in June who received over \$11,101,244 in scholarships and \$496,400 in scholarships for Palmetto Fellows, and included 17 Palmetto Fellows, 95 Honor Graduates, 16 recipients of Anderson School District Five Honors Awards, and 11 South Carolina Academic Honors Recipients. Our instructional staff is committed to providing a quality learning experience for all students. More than 65% of our teachers hold advanced degrees, and 10% percent of our teachers have obtained National Board Certification. For the last three years, our parents, community members, teachers, and local business partners volunteered over 18,250 hours assisting our staff with clerical, instructional, and athletic needs. We are accredited by the Southern Association of Colleges and Schools. Our curriculum offers courses in foreign languages that include French, Russian, Spanish, and German. Advanced Placement courses include English Literature & Language, US History, World History, Psychology, Calculus, Macroeconomics, Human Geography, Government, and Biology. We are nationally accredited for our Engineering Academy through Project Lead the Way and in 2008 we won The Palmetto Gold Award for excellence on the State Report Card. In 2009, we won The Palmetto Silver Award for Closing the Achievement Gap. Westside was also awarded the distinction of Exemplary Writing School for the 2008-2011 school year and Red Carpet in 2010-2013. The faculty and staff of Westside High School, An Early College Academy, appreciate cultural diversity, unite in support of democracy, and believe that all students can experience success.

Henry Adair, Principal  
Improvement Chair

Tina Seawright, School

Comprehensive detail, including definitions of ratings, performance criteria, and explanations of status, is available on [www.ed.sc.gov](http://www.ed.sc.gov) and [www.eoc.sc.gov](http://www.eoc.sc.gov) as well as school and school district websites.

Printed versions are available from school districts upon request.

### Abbreviations Key

N/A Not Applicable N/AV Not Available N/C Not Collected N/R Not Reported I/S Insufficient Sample TBD To be determined

NI Newly Identified CSI Continuing School Improvement CA Corrective Action RP Plan to Restructure R Restructure DELAY School Improvement Status HOLD School Improvement Status