



SC Annual School Report Card Summary

Mary Lee Dinkins Higher Learning Academy
 SC Public Charter School District
 Grades: PK-8 Enrollment: 142
 Principal: Benita Dinkins-Robinson
 Superintendent: Wayne Brazell, Ph.D.
 Board Chair: Don McLaurin

PERFORMANCE

Comprehensive detail, including definitions of ratings, performance criteria, and explanations of status, is available on www.ed.sc.gov and www.eoc.sc.gov as well as school and school district websites. Printed versions are available from school districts upon request.

YEAR	ABSOLUTE RATING	GROWTH RATING	PALMETTO GOLD AND SILVER AWARD		ESEA/FEDERAL ACCOUNTABILITY RATING SYSTEM	
			General Performance	Closing the Gap	ESEA Grade	Accountability Indicator
2012	At-Risk	Below Average	TBD	TBD	D	N/A
2011	At-Risk	At-Risk	N/A	N/A	Not Met	RP
2010	N/A	N/A	N/A	N/A	N/A	N/A

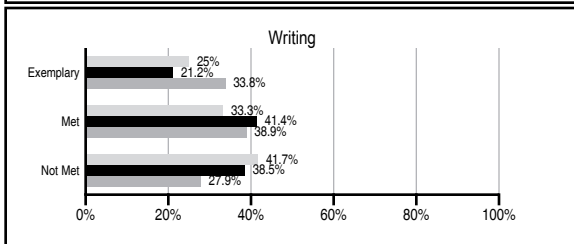
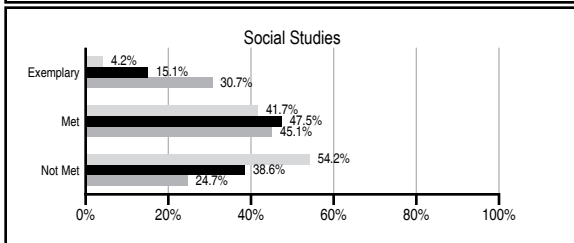
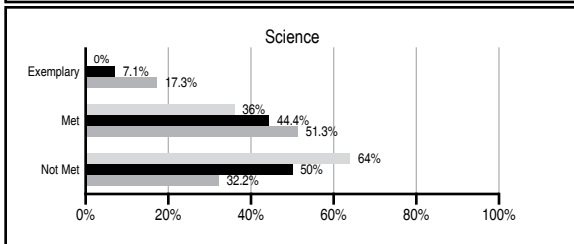
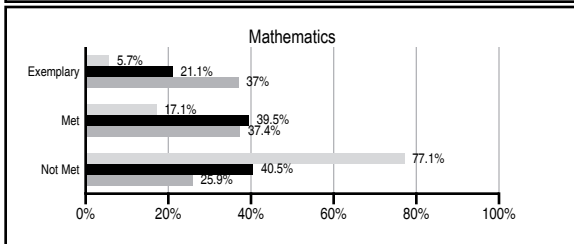
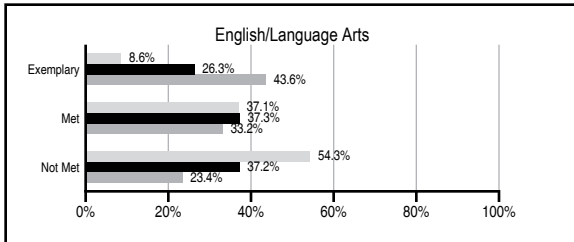
ABSOLUTE RATINGS OF ELEMENTARY SCHOOLS WITH STUDENTS LIKE OURS*

EXCELLENT	GOOD	AVERAGE	BELOW AVERAGE	AT-RISK
2	6	73	47	18

* Ratings are calculated with data available by 11/07/2012. Schools with Students Like Ours are Elementary Schools with Poverty Indices of no more than 5% above or below the index for this school.

PASS PERFORMANCE

Our School
 Elementary Schools with Students Like Ours
 Elementary schools statewide



NAEP PERFORMANCE*

* Performance reported for SC and nation, data not available at school level. Percentages at NAEP Achievement Levels.



SC PERFORMANCE VISION

By 2020 all students will graduate with the knowledge and skills necessary to compete successfully in the global economy, participate in a democratic society and contribute positively as members of families and communities.

Abbreviations Key

N/A Not Applicable N/AV Not Available N/C Not Collected N/R Not Reported I/S Insufficient Sample TBD To be determined

Mary Lee Dinkins Higher Learning Academy
[SC Public Charter School District]

SCHOOL PROFILE

	Our School	Change from Last Year	Elementary Schools with Students Like Ours	Median Elementary School
Students (n=142)				
Retention rate	1.5%	Up from 0.0%	1.2%	1.0%
Attendance rate	98.5%	Down from 99.9%	96.4%	96.6%
Served by gifted and talented program	N/AV	N/AV	N/AV	N/AV
With disabilities other than speech	N/AV	N/AV	N/AV	N/AV
Older than usual for grade	N/AV	N/AV	N/AV	N/AV
Out-of-school suspensions or expulsions for violent and/or criminal offenses	0.0%	No Change	0.0%	0.0%
Teachers (n=15)				
Teachers with advanced degrees	40.0%	Down from 63.6%	62.5%	63.0%
Continuing contract teachers	N/AV	N/AV	N/AV	N/AV
Teachers returning from previous year	N/A	N/A	85.2%	88.7%
Teacher attendance rate	92.1%	Down from 99.6%	95.5%	95.1%
Average teacher salary*	\$26,000	N/A	\$44,828	\$47,210
Classes not taught by highly qualified teachers	32.6%	Down from 82.4%	0.0%	0.0%
Professional development days/teacher	7.3 days	Down from 9.9 days	9.4 days	10.5 days
School				
Principal's years at school	6.0	No Change	4.0	4.0
Student-teacher ratio in core subjects	3.9 to 1	Down from 11.0 to 1	18.0 to 1	20.0 to 1
Prime instructional time	84.6%	Down from 98.8%	90.7%	90.5%
Opportunities in the arts	Poor	No Change	Good	Good
SACS accreditation	No	No Change	Yes	Yes
Parents attending conferences	47.6%	Down from 96.9%	100.0%	100.0%
Character development program	Good	Up from Average	Excellent	Excellent
Dollars spent per pupil**	N/A	N/A	\$8,355	\$7,247
Percent of expenditures for instruction**	N/A	N/A	65.8%	68.2%
Percent of expenditures for teacher salaries**	N/A	N/A	62.7%	65.7%
ESEA composite index score	62.6	N/A	80.1	91.9

* Length of contract = 185+ days.

** Prior year audited financial data available.

EVALUATION RESULTS

	Teachers	Students*	Parents*
Number of surveys returned	N/A	N/A	N/A
Percent satisfied with learning environment	N/A	N/A	N/A
Percent satisfied with social and physical environment	N/A	N/A	N/A
Percent satisfied with school-home relations	N/A	N/A	N/A

*Only students at the highest elementary school grade level at this school and their parents were included.

REPORT OF PRINCIPAL AND SCHOOL IMPROVEMENT COUNCIL

The Board of Directors of MLD Higher Learning Academy would like to congratulate its students, teacher's parents and staff on a very difficult but successful year! We will continue to fight for our children to have a choice regardless of their economic status. We know that with the district's continued support MLD Higher Learning Academy will raise to the top. We also like to thank our State Curriculum Coordinator, Patricia Smith for all of her guidance and direction this year. MLD Higher Learning Academy is in compliance with the state charter school law and with our charter. The school graduated its SEVENTH eighth grade class this year. We are currently serving grades K4-8th this school term. The school is operating financially sound and is in the progress of building a new facility this school term. MLD Higher Learning Academy will continue to be lead by, Mr. Ennis Bryant, Sr. In addition, the school maintains an impressive list of teachers. The teaching staff represents over 125 years of experience in the educational field. Teachers and students worked hard all year. The students, lead by our capable staff, have provided community outreach events in various ways, thus fulfilling the mission of our school. This year 87% of our students made gains in math and 84% made gain in ELA on the MAPS assessment test. We are so proud of our children. We feel positive about the growth and development of our new school. We feel that we have successfully touched the lives of many of our students and parents. MLD Higher Learning Academy is a community based charter school which will be serving K4 through 8th grade during the 2012-13 school term. Because MLD is a community-based school, its programs are tailored directly to the expressed needs of the community. MLD aims to provide education that is "holistic" and "experiential". We focus on presenting activities that keep children focused on their studies and fully engaged in their achievement. At MLD, children get an education that is "innovative" and "progressive." Our children deserve a free 21st century education and MLD Higher Learning Academy will provide just that: a quality education that will enable students to be highly competitive, successful members of a global society. MLD Higher Learning Academy's mission is to work in partnership with parents, teachers and elders of the community to ensure an academically challenging, developmentally appropriate, experiential, holistic, child-centered education to all young people. We nurture a passion for learning that will last a lifetime as we challenge our students to discover their individual gifts, to honor their inner worth, to strive for excellence, to pursue respectful and ethical relationships among themselves and others, and to find their path in life. We will accomplish our goal by establishing academic excellence, providing a moral focus and obtaining parental involvement. Thank you for having a successful three years. We know that with your assistance, we will continue to have a positive impact on the educational scene in Lee County.

George William, Board Chairman
 Benita Robinson, Executive Director
 Ennis Bryant, Principal

Comprehensive detail, including definitions of ratings, performance criteria, and explanations of status, is available on www.ed.sc.gov and www.eoc.sc.gov as well as school and school district websites.

Printed versions are available from school districts upon request.

Abbreviations Key

N/A Not Applicable N/AV Not Available N/C Not Collected N/R Not Reported I/S Insufficient Sample TBD To be determined

NI Newly Identified CSI Continuing School Improvement CA Corrective Action RP Plan to Restructure R Restructure DELAY School Improvement Status HOLD School Improvement Status