



SC Annual School Report Card Summary

York Preparatory Academy
 SC Public Charter School District
 Grades: K-9 Enrollment: 743
 Principal: TBD
 Superintendent: Wayne Brazell, Ph.D.
 Board Chair: Don McLaurin

PERFORMANCE

Comprehensive detail, including definitions of ratings, performance criteria, and explanations of status, is available on www.ed.sc.gov and www.eoc.sc.gov as well as school and school district websites. Printed versions are available from school districts upon request.

YEAR	ABSOLUTE RATING	GROWTH RATING	PALMETTO GOLD AND SILVER AWARD		ESEA/FEDERAL ACCOUNTABILITY RATING SYSTEM	
			General Performance	Closing the Gap	ESEA Grade	Accountability Indicator
2012	Excellent	Excellent	TBD	TBD	B	N/A
2011	Good	Below Average	N/A	N/A	Not Met	N/A
2010	N/A	N/A	N/A	N/A	N/A	N/A

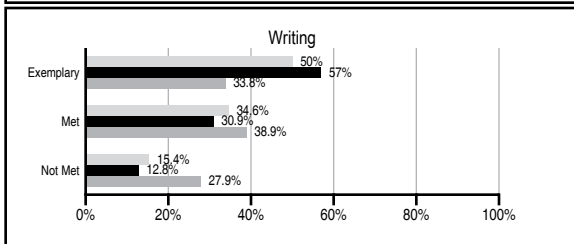
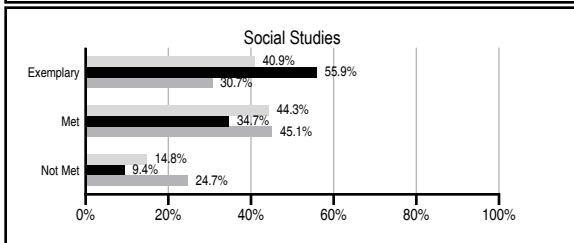
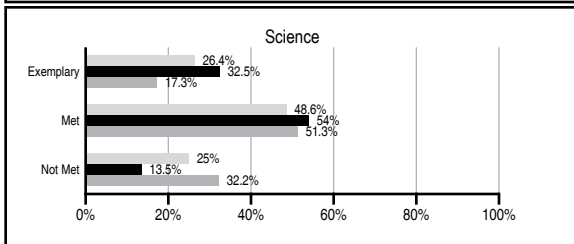
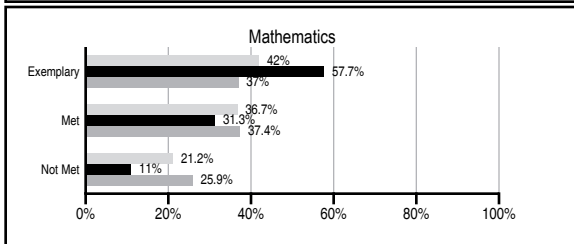
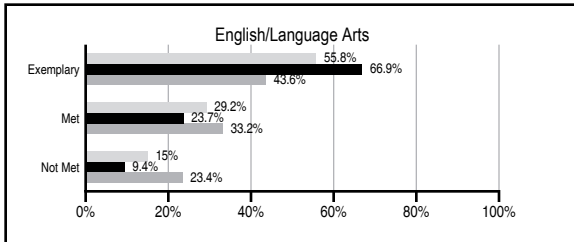
ABSOLUTE RATINGS OF ELEMENTARY SCHOOLS WITH STUDENTS LIKE OURS*

EXCELLENT	GOOD	AVERAGE	BELOW AVERAGE	AT-RISK
22	0	0	0	0

* Ratings are calculated with data available by 11/07/2012. Schools with Students Like Ours are Elementary Schools with Poverty Indices of no more than 5% above or below the index for this school.

PASS PERFORMANCE

Our School
 Elementary Schools with Students Like Ours
 Elementary schools statewide



NAEP PERFORMANCE*

* Performance reported for SC and nation, data not available at school level. Percentages at NAEP Achievement Levels.



SC PERFORMANCE VISION

By 2020 all students will graduate with the knowledge and skills necessary to compete successfully in the global economy, participate in a democratic society and contribute positively as members of families and communities.

Abbreviations Key

N/A Not Applicable N/AV Not Available N/C Not Collected N/R Not Reported I/S Insufficient Sample TBD To be determined

SCHOOL PROFILE

	Our School	Change from Last Year	Elementary Schools with Students Like Ours	Median Elementary School
Students (n=743)				
Retention rate	0.6%	Up from 0.0%	0.8%	1.0%
Attendance rate	97.1%	Up from 95.6%	97.4%	96.6%
Served by gifted and talented program	N/AV	N/AV	N/AV	N/AV
With disabilities other than speech	N/AV	N/AV	N/AV	N/AV
Older than usual for grade	N/AV	N/AV	N/AV	N/AV
Out-of-school suspensions or expulsions for violent and/or criminal offenses	0.0%	Down from 0.2%	0.0%	0.0%
Teachers (n=46)				
Teachers with advanced degrees	32.6%	Up from 30.2%	67.1%	63.0%
Continuing contract teachers	N/AV	N/AV	N/AV	N/AV
Teachers returning from previous year	N/A	N/A	89.8%	88.7%
Teacher attendance rate	93.9%	Down from 96.1%	95.4%	95.1%
Average teacher salary*	\$34,790	Up 12.3%	\$48,831	\$47,210
Classes not taught by highly qualified teachers	11.4%	Up from 7.9%	0.0%	0.0%
Professional development days/teacher	9.4 days	Up from 6.4 days	11.0 days	10.5 days
School				
Principal's years at school	1.0	No Change	5.0	4.0
Student-teacher ratio in core subjects	28.3 to 1	Up from 13.9 to 1	21.4 to 1	20.0 to 1
Prime instructional time	89.8%	Down from 91.3%	92.1%	90.5%
Opportunities in the arts	Excellent	Up from Good	Good	Good
SACS accreditation	No	No Change	Yes	Yes
Parents attending conferences	94.0%	Up from 70.1%	99.9%	100.0%
Character development program	At-Risk	Down from Average	Excellent	Excellent
Dollars spent per pupil**	\$5,278	N/A	\$6,732	\$7,247
Percent of expenditures for instruction**	47.0%	N/A	68.0%	68.2%
Percent of expenditures for teacher salaries**	42.4%	N/A	66.8%	65.7%
ESEA composite index score	88.2	N/A	98.3	91.9

* Length of contract = 185+ days.

** Prior year audited financial data available.

REPORT OF PRINCIPAL AND SCHOOL IMPROVEMENT COUNCIL

York Preparatory Academy prides itself in providing a unique opportunity to families in York and surrounding counties as a school of choice. As we have completed our second year of operation our students are continuing to thrive academically, artistically, and athletically. Academically, our students continue to perform at or above many areas of the PASS tests. We had a student who obtained a perfect score on the PASS tests. Several of our students participated in the district science fair. Another student was chosen to participate in the SC Young Writers Conference. Our student body continues to perform an accelerated level in many areas. Artistically, our band program continues to grow with increasing numbers. The YPA band attended their first SCBDA concert festival in Camden, SC at Camden High School in March. The band received a score of Excellent. During the Solo and Ensemble Festival held at Fort Mill Middle School in April, the band was rewarded with 13 Superior and 7 Excellent ratings. All six of the soloists participating received a Superior rating. Additionally, our band participated in the Carowinds Festival of Music and received an Excellent rating once again. Athletically, our students participated in several sports this year including boys and girls soccer, girls volleyball, boys and girls basketball, cheer/dance team, golf, and baseball. Our baseball team won the conference championship. We also offered intramural football, cheerleading, and basketball for the elementary students. York Preparatory Academy has a highly qualified, dedicated, and steadfast staff of professional educators, one of which was selected as the district teacher of the year. We anticipate see continued growth in all areas as we begin the third year. We are excited about the new campus opening and the addition of the tenth grade this coming school year. As York Preparatory continues to build solid academic, arts, and athletic programs we will continue to build within the community as well.

EVALUATION RESULTS

	Teachers	Students*	Parents*
Number of surveys returned	33	78	38
Percent satisfied with learning environment	79.3%	82.1%	80.6%
Percent satisfied with social and physical environment	87.5%	83.1%	86.1%
Percent satisfied with school-home relations	93.9%	85.9%	86.5%

*Only students at the highest elementary school grade level at this school and their parents were included.

Comprehensive detail, including definitions of ratings, performance criteria, and explanations of status, is available on www.ed.sc.gov and www.eoc.sc.gov as well as school and school district websites.

Printed versions are available from school districts upon request.

Abbreviations Key

N/A Not Applicable N/AV Not Available N/C Not Collected N/R Not Reported I/S Insufficient Sample TBD To be determined

NI Newly Identified CSI Continuing School Improvement CA Corrective Action RP Plan to Restructure R Restructure DELAY School Improvement Status HOLD School Improvement Status