



SC Annual School Report Card Summary

South Carolina Virtual Charter School
 SC Public Charter School District
 Grades: K-12 Enrollment: 3,496
 Principal: Dr. Cherry Daniel
 Superintendent: Wayne Brazell, Ph.D.
 Board Chair: Don McLaurin

PERFORMANCE

Comprehensive detail, including definitions of ratings, performance criteria, and explanations of status, is available on www.ed.sc.gov and www.eoc.sc.gov as well as school and school district websites. Printed versions are available from school districts upon request.

YEAR	ABSOLUTE RATING	GROWTH RATING	PALMETTO GOLD AND SILVER AWARD		ESEA/FEDERAL ACCOUNTABILITY RATING SYSTEM	
			General Performance	Closing the Gap	ESEA Grade	Accountability Indicator
2012	Average	Below Average	TBD	TBD	C	N/A
2011	Average	Below Average	N/A	N/A	Not Met	CSI
2010	Average	Average	N/A	N/A	Not Met	NI

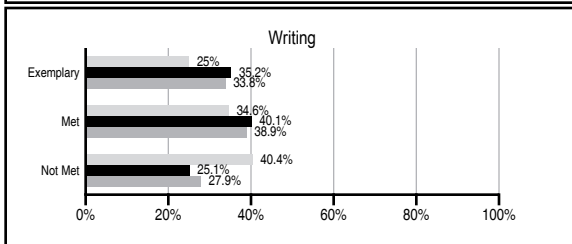
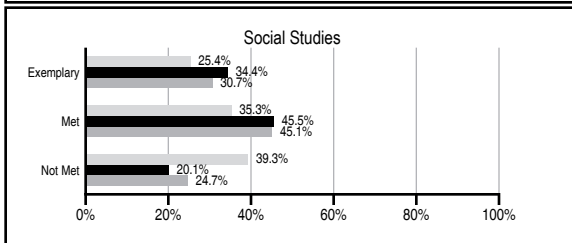
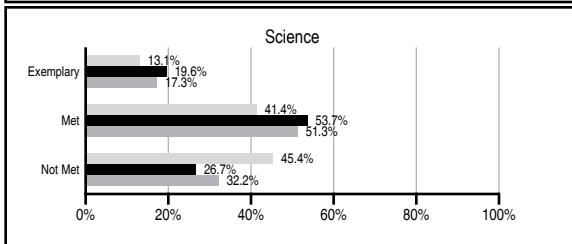
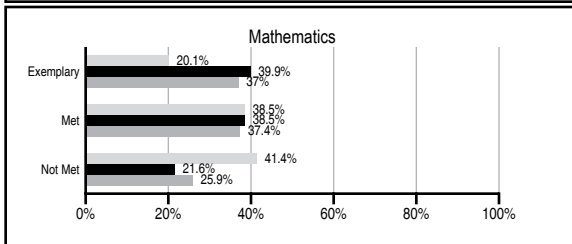
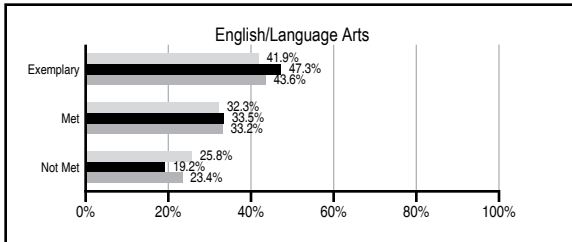
ABSOLUTE RATINGS OF ELEMENTARY SCHOOLS WITH STUDENTS LIKE OURS*

EXCELLENT	GOOD	AVERAGE	BELOW AVERAGE	AT-RISK
31	43	26	0	0

* Ratings are calculated with data available by 11/07/2012. Schools with Students Like Ours are Elementary Schools with Poverty Indices of no more than 5% above or below the index for this school.

PASS PERFORMANCE

Our School
 Elementary Schools with Students Like Ours
 Elementary schools statewide



NAEP PERFORMANCE*

* Performance reported for SC and nation, data not available at school level. Percentages at NAEP Achievement Levels.



SC PERFORMANCE VISION

By 2020 all students will graduate with the knowledge and skills necessary to compete successfully in the global economy, participate in a democratic society and contribute positively as members of families and communities.

Abbreviations Key

N/A Not Applicable N/AV Not Available N/C Not Collected N/R Not Reported I/S Insufficient Sample TBD To be determined

SCHOOL PROFILE

	Our School	Change from Last Year	Elementary Schools with Students Like Ours	Median Elementary School
Students (n=3,496)				
Retention rate	4.1%	Up from 2.8%	1.0%	1.0%
Attendance rate	98.7%	Down from 99.6%	96.5%	96.6%
Served by gifted and talented program	N/AV	N/AV	N/AV	N/AV
With disabilities other than speech	N/AV	N/AV	N/AV	N/AV
Older than usual for grade	N/AV	N/AV	N/AV	N/AV
Out-of-school suspensions or expulsions for violent and/or criminal offenses	0.0%	No Change	0.0%	0.0%
Teachers (n=81)				
Teachers with advanced degrees	80.2%	Up from 71.4%	62.6%	63.0%
Continuing contract teachers	N/AV	N/AV	N/AV	N/AV
Teachers returning from previous year	N/A	N/A	89.4%	88.7%
Teacher attendance rate	98.3%	Up from 98.2%	95.1%	95.1%
Average teacher salary*	\$40,087	Up 5.5%	\$47,886	\$47,210
Classes not taught by highly qualified teachers	0.0%	Down from 17.3%	0.0%	0.0%
Professional development days/teacher	10.1 days	Down from 10.2 days	11.3 days	10.5 days
School				
Principal's years at school	4.0	Up from 3.0	5.0	4.0
Student-teacher ratio in core subjects	N/R	N/R	20.2 to 1	20.0 to 1
Prime instructional time	97.0%	Down from 97.7%	90.2%	90.5%
Opportunities in the arts	Good	Up from Poor	Good	Good
SACS accreditation	No	No Change	Yes	Yes
Parents attending conferences	87.5%	Down from 100.0%	100.0%	100.0%
Character development program	Average	No Change	Excellent	Excellent
Dollars spent per pupil**	\$3,874	Down 17.8%	\$6,711	\$7,247
Percent of expenditures for instruction**	92.0%	Down from 94.0%	68.8%	68.2%
Percent of expenditures for teacher salaries**	68.0%	Up from 23.0%	66.4%	65.7%
ESEA composite index score	70.9	N/A	93.4	91.9

* Length of contract = 185+ days.

** Prior year audited financial data available.

REPORT OF PRINCIPAL AND SCHOOL IMPROVEMENT COUNCIL

South Carolina Virtual Charter School (SCVCS) is a public virtual charter school serving students in grades K-12. SCVCS opened in 2008-2009 and has successfully completed its fourth year of operation. SCVCS offers a robust and challenging curriculum to K-12 students throughout the state. All courses meet state and national standards while providing a degree of flexibility to meet the individual student's learning style. SCVCS provides online course and class work. All classes are taught online by fully-certified, highly-qualified, experienced educators. Approximately 3,600 students were enrolled with SCVCS in 2011-2012. Learning coaches, parents and students conference regularly via Elluminate, telephone calls, and K-Mail, our secure internal messaging system. Students are able to enjoy social outings, field trips, clubs, and book buddies throughout the year. Courses are offered on a traditional year-long, 180 day schedule as well as a semester block schedule. Students are able to choose from a variety of foreign language, advanced placement and honors courses. The SCVCS Freshman Academy was fully implemented in 2010-2011. Students may be eligible to join various clubs and organizations such as the National Art Honor Society. Graduation was held in June 2012, with One hundred and eleven seniors receiving diplomas. The class had over \$2,000,000 in scholarship offers, with two students being eligible for Palmetto Fellows. All students participate in the state testing, taking PASS, HSAP and End of Course Assessment. SCVCS students have performed well on all state testing. PSAT is also offered to qualifying students. More information about SCVCS can be obtained by contacting our school office. Our focus is to provide a high quality educational opportunity to ensure the academic success of our young people.

L. Cherry Daniel, Head of School
Alison Miller, Chair, SCVCS Board

EVALUATION RESULTS

	Teachers	Students*	Parents*
Number of surveys returned	N/A	N/A	N/A
Percent satisfied with learning environment	N/A	N/A	N/A
Percent satisfied with social and physical environment	N/A	N/A	N/A
Percent satisfied with school-home relations	N/A	N/A	N/A

*Only students at the highest elementary school grade level at this school and their parents were included.

Comprehensive detail, including definitions of ratings, performance criteria, and explanations of status, is available on www.ed.sc.gov and www.eoc.sc.gov as well as school and school district websites.

Printed versions are available from school districts upon request.

Abbreviations Key

N/A Not Applicable N/AV Not Available N/C Not Collected N/R Not Reported I/S Insufficient Sample TBD To be determined
NI Newly Identified CSI Continuing School Improvement CA Corrective Action RP Plan to Restructure R Restructure DELAY School Improvement Status HOLD School Improvement Status